NAREX MTE®

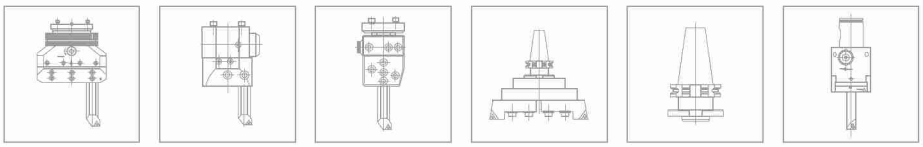

vyvrtávání - boring

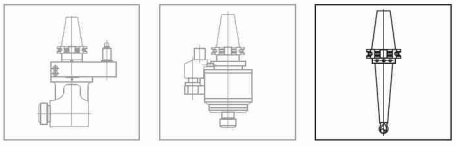

frézování - milling

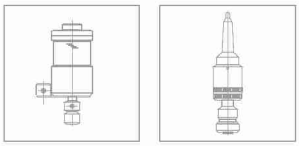

závitování - tapping

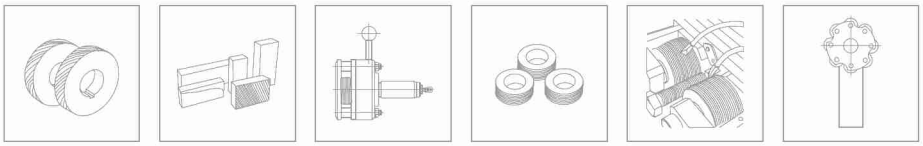

válcování - rolling

vystružování - reaming

Vhu
205bh
Vhs
Vh
Fuh
ZP-10/X
RTH
Zhb
DVR



MSK

MODULÁRNÍ UPÍNACÍ SYSTÉM
MODULAR CLAMPING SYSTEM

NAREX MTE®

narex®

NAREX MTE®

machine tools equipment

Výhradní prodejce značky MEXIN pro ČR
Exclusive dealer MEXIN for Czech Republic

mexin

NAREX SAT®

super abrasive technology

NAREX ZDICE

nářadí pro válcování závitů - tools for thread rolling

NAREX VRŠOVICE

tepelné zpracování - heat treatment

www.narexmte.cz

NAREX MTE®

Vyvrtávací hlavy univerzální
Boring tools
Herramientas de alasar ..... Vhu .....A 1.01

Vyvrtávací hlavy se zvýšenou přesností
High precision boring heads
Cabezales alesadores de alta precisión ..... Vh .....B 1.02

Vyvrtávací hlavy stavitelné
Adjustable boring heads
Cabezales alesadores ajustables ..... Vhs .....C 1.03

Stavebnice vyvrtávacího nářadí
Sets of boring tools
Herramientas de alesar modulares ..... SVn .....D 1.06

Kuželové výměnné stopky
Exchangeable taper shanks
Espigas cónicas reemplazables ..... VK .....E 1.04

Vyvrtávací hlava přesná
Fine boring head
Feinbohrkpf ..... 205bh .....F 1.01

Frézovací úhlové hlavy
Milling angle heads
Winkelfräsköpfe ..... Fuh .....G 1.01

Zrychlovací přístroje
Spindlespeeder
Schnelllaufspindel ..... ZP .....H 1.01

Závitořezné hlavy reverzní
Reversible thread-cutting heads
Gewindeschneidköpfe mit rücklauf ..... RTH .....J 1.01

Závitořezné hlavy bezpečnostní
Safety thread-cutting heads
Sicherheitsgewindeschneidköpfe ..... Zhb .....K 1.01

Speciální upínače
Special toolholders
Speziele fräseraufnahmen ..... M .....M 1.01

Nářadí pro válcování závitů
Tools for thread rolling
Werkzeuge für gewindewalzen ..... N .....N 0.01

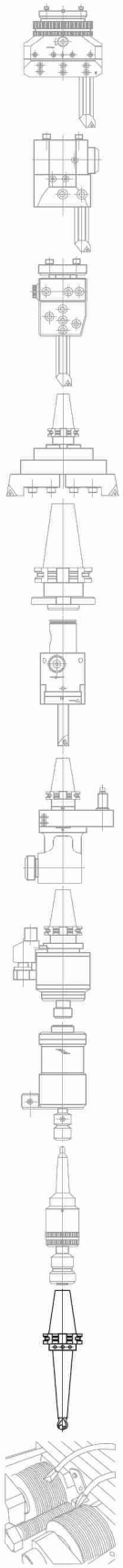

35	40 42	47	49	80	85
DIN 238 JACOBS	DIN 1835-A DIN 1835-B	DIN 69880	BILZ SYSTEM	DIN 6388 DIN 6499	DIN 69872 JIS 6339-BT

NAREX MTE™

mexin

FRÉZOVACÍ TRNY S PŘÍČNOU UNÁŠECÍ DRÁŽKOU DIN 138
SHELL MILL ADAPTORS FOR CUTTERS WITH DRIVING SLOT DIN 138..... ...11/13.160... **M 1.01**

FRÉZOVACÍ TRNY PRO FRÉZOVACÍ HLAVY
ADAPTORS FOR INDEXABLE MILLING CUTTERS..... .....11.165..... 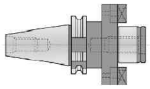 **M 1.01**

KOMBINOVANÉ FRÉZOVACÍ TRNY PRO FRÉZY S PODÉLNOU NEBO PŘÍČNOU UNÁŠECÍ DRÁŽKOU DIN 138
COMBINATION SHELL MILL ADAPTORS FOR CUTTERS WITH KEYWAY OR DRIVING SLOT DIN 138..... .....11.180..... 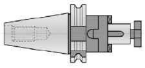 **M 1.02**

REDUKCE PRO STOPKY MK DLE DIN 228-A
REDUCING ADAPTORS FOR TOOLS WITH MORSE TAPER SHANK AND DRAWBAR THREAD DIN 228-A..... ...11/13.210... 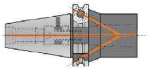 **M 1.02**

REDUKCE PRO STOPKY ISO DIN 2080/ ISO DIN 69871 A MAS-BT
REDUCING ADAPTORS FOR TOOLS WITH ISO DIN 2080 / ISO DIN 69871+BT TAPER SHANK..... ..11.225/226.. 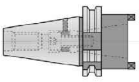 **M 1.03**

TRNY PRO VRTAČKOVÁ SKLÍČIDLA DLE DIN 238 (STOPKA)
DRILL CHUCK ADAPTORS FOR DRILL CHUCKS WITH DIN 238 TAPER..... .....11.290..... 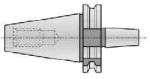 **M 1.03**

SAMOSVORNÁ PŘESNÁ VRTACÍ HLAVIČKA
SELF CLAMPING SHORT PRECISION DRILL CHUCKS..... .....11.295..... **M 1.03**

PŘESNÁ UNIVERZÁLNÍ CNC HLAVIČKA
CNC-UNIVERSAL PRECISION DRILL CHUCKS..... ...11/13.296... **M 1.04**

PŘESNÁ UNIVERZÁLNÍ VRTACÍ HLAVIČKA
CNC-UNIVERSAL PRECISION DRILL CHUCKS..... ...11/13.297... **M 1.04**

KOMBINOVANÝ DRŽÁK PRO UPÍNÁNÍ FRÉZ
COMBINED END MILL ADAPTORS TYPE WELDON / WHISTLE-NOTCH..... .....13.306..... **M 1.05**

KOMBINOVANÝ DRŽÁK PRO UPÍNÁNÍ FRÉZ
COMBINED END MILL ADAPTORS TYPE WELDON / WHISTLE-NOTCH..... .....13.307..... 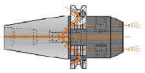 **M 1.05**

DRŽÁK PRO DOKONČOVACÍ FRÉZY
MILL ADAPTORS FOR FRONTAL END MILL..... .....13.315..... 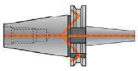 **M 1.06**

KLEŠTINOVÝ UPÍNAČ PRO KLEŠTINY DLE DIN 6388
COLLET CHUCKS FOR DIN 6388 COLLETS..... ...11/13.353... 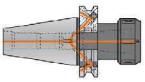 **M 1.06**

KLEŠTINOVÝ UPÍNAČ PRO KLEŠTINY ER DLE DIN 6499
COLLET CHUCKS FOR DIN 6499 (ER) COLLETS..... ..11/13.451/3. 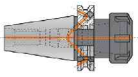 **M 1.07**

DIN 69871

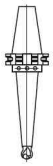

česky
english

NAREX MTE®

CELKOVÝ PROGRAM UPÍNACÍCH DRŽÁKŮ A PŘÍSLUŠENSTVÍ

TOOLHOLDERS AND ACCESSORIES PROGRAM

česky
english

MECHANICKÝ KLEŠTINOVÝ UPÍNAČ S VYSOKÝM UPÍNACÍM MOMENTEM (SILOVÝ)
MECHANICAL COLLET CHUCKS WITH HIGH TIGHTENING TORQUE..... ...11/13.457... **M 1.07**

POLOTOVAR
BLANK ADAPTORS..... .....11.470..... 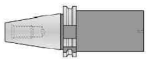 **M 1.08**

DRŽÁK S PŘÍVODEM CHLAZENÍ DO STŘEDU NÁSTROJE
COOLING FLUID SUPPLY UNIT..... .....11.512..... 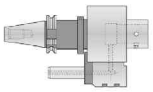 **M 1.08**

ZÁVITOŘEZNÁ HLAVA S AXIÁLNÍ KOMPENZACÍ
TAPPING HEAD WITH AXIAL COMPENSATION..... ...11/13.610... **M 1.09**

ZÁVITOŘEZNÁ POUZDRA S AXIÁLNÍ KOMPENZACÍ – RYCHLOVÝMĚNNÝ SYSTÉM
QUICK CHANGE TAPPING HEAD WITH AXIAL COMPENSATION..... ...11/13.620... 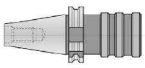 **M 1.10**

ZÁVITOŘEZNÁ POUZDRA PRO ŘEZÁNÍ NATVRDO – RYCHLOVÝMĚNNÝ SYSTÉM
QUICK CHANGE TAPPING HEAD FOR RIGID TAPPING..... ...11/13.630... 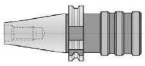 **M 1.10**

RYCHLOVÝMĚNNÉ KONCOVKY PRO ZÁVITOŘEZNÁ POUZDRA S BEZPEČNOSTNÍ SPOJKOU A BEZ SPOJKY
QUICK CHANGE ADAPTERS WITH AND WITHOUT OVERLOAD CLUTCH.. ..49.621/629.. 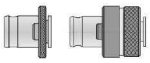 **M 1.11**

ANTIVIBRAČNÍ FRÉZOVACÍ TRNY
ANTIVIBRATORY SHELL MILL ADAPTORS..... .....A11.160... **M 1.14**

ANTIVIBRAČNÍ FRÉZOVACÍ TRNY PRO DOKONČOVACÍ TRNY
ANTIVIBRATORY END MILL ADAPTORS..... ....A11.315..... **M 1.15**

DIN 69871

Vyžádejte si podrobný katalog upínacího nářadí dle jednotlivých norem upínacích stopek:

Katalog 10 – DIN 2080
Katalog 11 – DIN 69871
Katalog 16 – DIN 69893-1 HSK
Katalog 25 – CHIRON
Katalog 20 – JIS B 6339 – MAS BT
Katalog 35 – veškeré příslušenství – klíče, kleštiny, upínací trny, vrtačkové sklíčidla

Katalogy lze rovněž dodat ve španělském jazyce.

Všechny katalogy jsou dostupné ke stažení ve formátu ve formátu pdf na adrese:
www. narexmte.cz

Require detailed clamping tools catalogue according to the particular norms of clamping shanks:
Catalogue 10 - DIN 2080
Catalogue 11 - DIN 69871
Catalogue 16 - DIN 69893-1 HSK
Catalogue 25 - CHIRON
Catalogue 20 - JIS B 6339 – MAS BT
Catalogue 35 - all accessories - keys, collets, clamping shanks, drill chucks

Catalogues are also accessible in Spanish.

All catalogues are accessible for download in format pdf on address:
www. narexmte.cz

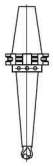

česky
english

DIN 2080

SAMOSVORNÁ PŘESNÁ VRTACÍ HLAVIČKA
SELF CLAMPING SHORT PRECISION DRILL CHUCKS..... .....10.295..... 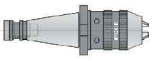 **M 2.01**

PŘESNÁ UNIVERZÁLNÍ CNC HLAVIČKA
CNC-UNIVERSAL PRECISION DRILL CHUCKS..... .....10.296..... **M 2.01**

KLEŠTINOVÝ UPÍNAČ PRO KLEŠTINY DLE DIN 6388
COLLET CHUCKS FOR DIN 6388 COLLETS..... ....10.351/3.... **M 2.02**

KLEŠTINOVÝ UPÍNAČ PRO KLEŠTINY ER DLE DIN 6499
COLLET CHUCKS FOR DIN 6499 (ER) COLLETS..... ....10.451/3.... 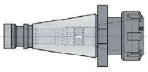 **M 2.02**

MECHANICKÝ KLEŠTINOVÝ UPÍNAČ S VYSOKÝM UPÍNACÍM MOMENTEM (SILOVÝ)
MECHANICAL COLLET CHUCKS WITH HIGH TIGHTENING TORQUE..... .....10.457..... **M 2.03**

POLOTOVAR
BLANK ADAPTORS..... .....10.470..... 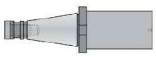 **M 2.03**

ZÁVITOŘEZNÁ HLAVA S AXIÁLNÍ KOMPENZACÍ
TAPPING HEAD WITH AXIAL COMPENSATION..... .....10.610..... **M 2.04**

ZÁVITOŘEZNÁ POUZDRA S AXIÁLNÍ KOMPENZACÍ – RYCHLOVÝMĚNNÝ SYSTÉM
QUICK CHANGE TAPPING HEAD WITH AXIAL COMPENSATION..... .....10.620..... 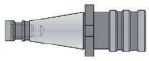 **M 2.04**

ZÁVITOŘEZNÁ POUZDRA PRO ŘEZÁNÍ NATVRDO – RYCHLOVÝMĚNNÝ SYSTÉM
QUICK CHANGE TAPPING HEAD FOR RIGID TAPPING..... .....10.630..... 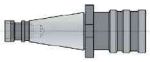 **M 2.05**

RYCHLOVÝMĚNNÉ KONCOVKY PRO ZÁVITOŘEZNÁ POUZDRA S BEZPEČNOSTNÍ SPOJKOU A BEZ SPOJKY
QUICK CHANGE ADAPTERS WITH AND WITHOUT OVERLOAD CLUTCH.. ..49.621/629.. 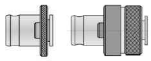 **M 1.11**

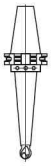

česky
english

FRÉZOVACÍ TRNY S PŘÍČNOU UNÁŠECÍ DRÁŽKOU DIN 138
FRONTAL AUFSTECKFRÄSDORN für Fräser mit Quernut DIN 138
SHELL MILL ADAPTORS FOR CUTTERS WITH DRIVING SLOT DIN 138..... ....16.160....

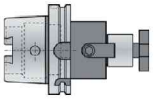

M 3.01

KOMBINOVANÉ FRÉZOVACÍ TRNY PRO FRÉZY S PODÉLNOU NEBO PŘÍČNOU UNÁŠECÍ DRÁŽKOU DIN 138
KOMBI-AUFSTECKFRÄSDORN für Fräser mit Länge- oder Quernut DIN 138
COMBINATION SHELL MILL ADAPTORS FOR CUTTERS WITH KEYWAY OR DRIVING SLOT DIN 138..... ....16.180....

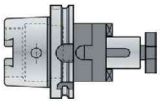

M 3.02

PŘESNÁ UNIVERZÁLNÍ CNC HLAVIČKA
CNC-UNIVERSAL PRÄZISIONS SPANNFUTTER Für links und rechtslauf geeignet und inner Kühlung
CNC-UNIVERSAL PRECISION DRILL CHUCKS..... ....16.296....

M 3.03

KLEŠTINOVÝ UPÍNAČ PRO KLEŠTINY ER DLE DIN 6499
FRÄSERSPANNFUTTER FÜR DIN 6499 (ER) SPANNZANGEN
für Werkzeuge mit Zylinderschaft
COLLET CHUCKS FOR DIN 6499 (ER) COLLETS..... ..16.451/3...

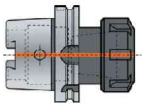

M 3.04

MECHANICKÝ KLEŠTINOVÝ UPÍNAČ S VYSOKÝM UPÍNACÍM MOMENTEM (SILOVÝ)
LANGE SPANNFUTTER FÜR DIN 6499 (ER) SPANNZANGEN
für Werkzeuge mit Zylinderschaft
MECHANICAL COLLET CHUCKS WITH HIGH TIGHTENING TORQUE..... ....16.455....

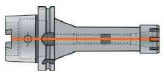

M 3.05

HSK DIN 69893-1

Vyžádejte si podrobný katalog upínacího nářadí dle jednotlivých norem upínacích stopek:

Katalog 10 – DIN 2080
Katalog 11 – DIN 69871
Katalog 16 – DIN 69893-1 HSK
Katalog 25 – CHIRON
Katalog 20 – JIS B 6339 – MAS BT
Katalog 35 – veškeré příslušenství – klíče, kleštiny, upínací trny, vrtačkové sklíčidla

Katalogy lze rovněž dodat ve španělském jazyce.

Všechny katalogy jsou dostupné ke stažení ve formátu ve formátu pdf na adrese:
www. narexmte.cz

Require detailed clamping tools catalogue according to the particular norms of clamping shanks:
Catalogue 10 - DIN 2080
Catalogue 11 - DIN 69871
Catalogue 16 - DIN 69893-1 HSK
Catalogue 25 - CHIRON
Catalogue 20 - JIS B 6339 – MAS BT
Catalogue 35 - all accessories - keys, collets, clamping shanks, drill chucks

Catalogues are also accessible in Spanish.

All catalogues are accessible for download in format pdf on address:
www. narexmte.cz

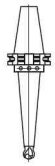

česky
english

TECHNICKÁ CHARAKTERISTIKA DRŽÁKŮ
TECHNICAL CHARACTERISTICS OF THE TOOLHOLDERS

AT3

VYROBENO Z VÝKOVKŮ

MATERIÁL:
- *Legovaná uhlíková ocel (16MnCr5)*

PROVEDENÍ:
- *Cementováno, kaleno*
- *Povrchová tvrdost HRC 58±2 (670±40 HV30)*
- *Minimální hloubka 0,5 mm*
- *Minimální pevnost v tahu 800 N/mm2 po cementaci*

Přesnost:
- *Upínací stopka dle DIN 254*
- *Úhel stopky:*
  tolerance AT 3 DIN 7178 část 1 a DIN 2080 část 1
- *Ostatní tolerance v souladu s DIN 7160 a 7168*
- *Stopka broušena na drsnost Rz<0,001mm*

MANUFACTURING

MATERIAL:
- *Alloyed carburized steel at chrome-manganese 1.7131 (16MnCr5).*

EXECUTION:
- *Carburized.*
- *Surface hardness HRC 58±2 (670±40 HV30)*
- *Hardness depth minimum 0,5 mm.*
- *Tensile strength in core minimum 800 N/mm² after carburizing*

ACCURACY:
- *Taper according to DIN 254*
- *Taper angle: Tolerance AT 3 DIN 7178 part 1 and DIN 2080 part 1*
- *Other tolerances according to DIN 7160 and 7168*
- *Taper surface roughness R_Z<0,001 mm.*

K	AT 3 mm
ISO 30	0,002
ISO 40	0,003
ISO 45	0,003
ISO 50	0,004
ISO 60	0,005

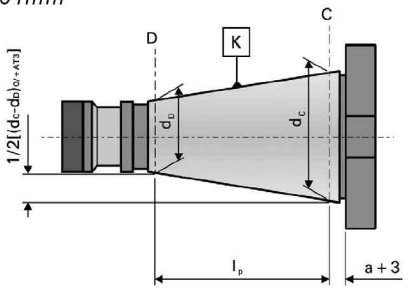

DRŽÁKY JSOU PŘEDVYVÁŽENÉ
PREBALANCED TOOLHOLDERS

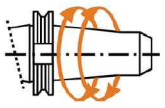

ISO 40 ► 8000 rpm **ISO 50 ► 8000 rpm**

TOLERANCE ***AT :***

- *Stanovuje toleranci mezi skutečným povrchem rozměru D a jeho teoretickou hodnotou kuželovitosti*
- *Hodnota tolerance vztažena k D je vždy menší, nikdy vyšší pro GARANCI dobrého upnutí nástroje.*

TOLERANCE ***AT :***

- *Indicates the tolerance of size D surface between the real and the theoretical value of the taper conicity.*
- *This value of surface D must always be less (negative), never more (positive) in order to GUARANTEE a good toolholder fixation at the bigger taper diameter.*

11 DIN 69871-A-AD

Přívod chlazení středem upínače

FORM A : SIMILAR DIN 69871 AD
STEJNÉ JAKO NORMA DIN69871 AD
WITHOUT THROUGH HOLE

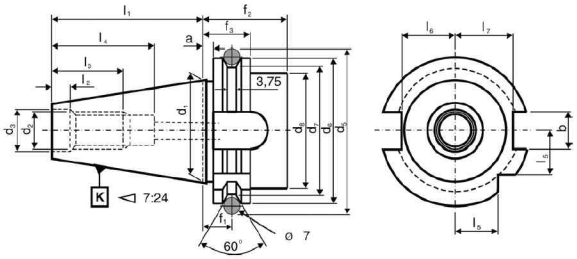

13 DIN 69871-B

Přívod chlazení středem upínače nebo přes límec

FORM B : SIMILAR DIN 69871 AD+B
STEJNÉ JAKO DIN 69871AD+B
WITH CENTRAL COOLANT FEED THROUGH THE COLLAR

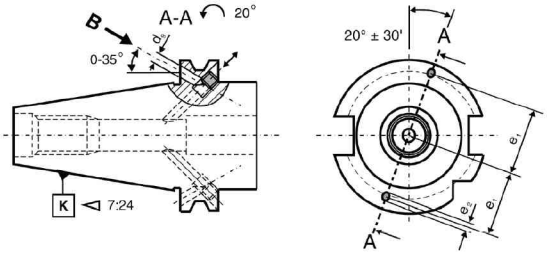

K ISO	$a_{\pm0,1}$ mm	b H12 mm	d_1 mm	d_2 mm	d_3H7 mm	$d_{5\pm0,05}$ mm	$d_{6\ 0/-0,1}$ mm	$d_{7\ 0/-0,5}$ mm	d_{8max} mm
30	3,2	16,1	31,75	M 12	13	59,30	50	44,30	45
40	3,2	16,1	44,45	M 16	17	72,30	63,55	56,25	50
50	3,2	25,7	69,85	M 24	25	107,25	97,50	91,25	80
60	3,2	25,7	107,95	M 30	32	164,75	155	147,70	130

K ISO	$f_{1\pm0,1}$ mm	f_{2min} mm	$f_{3\ 0/-0,1}$ mm	l_1 mm	l_2 mm	l_{3min} mm	l_{4min} mm	$l_{5\ 0/-0,3}$ mm	$l_{6\ 0/-0,4}$ mm	$l_{7\ 0/-0,4}$ mm	d_9 mm	$e_{1\pm0,1}$ mm	$e_{2\ max}$ mm
30	11,1	35	19,1	47,80	5,5	24	33,5	15	16,4	19	4	21	5
40	11,1	35	19,1	68,40	8,2	32	42,5	18,5	22,8	25	4	27	5
50	11,1	35	19,1	101,75	11,5	47	61,5	30	35,5	37,7	6	42	7
60	11,1	38	19,1	161,80	14	59	76	49	54,2	59,3	8	66	9,2

česky
english

FRÉZOVACÍ TRNY
pro frézy s příčnou unášecí drážkou DIN 138
SHELL MILL ADAPTORS
for cutters with driving slot DIN 138

DIN 69871-A

11/13.160

11.160

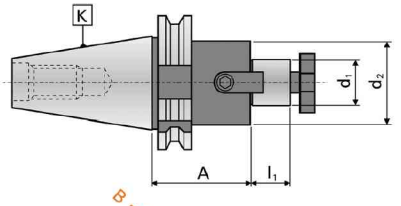

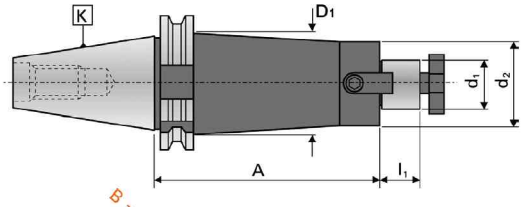

13.160

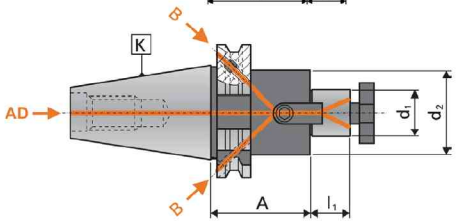

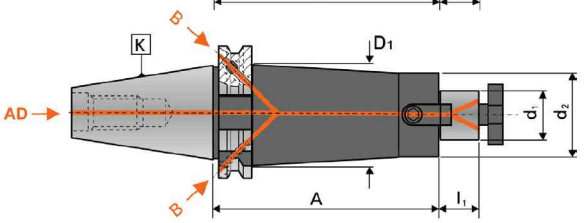

REF. 11.160	A mm	REF. 13.160	A mm	K ISO	d_1 h6 mm	l_1 mm	d_2 mm	D_1 mm		
11.160.30.16	35			30	16	17	32		89.100.16	89.171.16
11.160.30.22	35				22	19	40		89.100.22	89.171.22
11.160.30.27	35				27	21	48		89.100.27	89.171.28
11.160.40.16	44	13.160.40.16	44	40	16	17	32		89.100.16	89.171.16
11.160.40.16/100	100	13.160.40.16/100	100		16	17	32	35	89.100.16	89.171.16
11.160.40.22	44	13.160.40.22	44		22	19	40		89.100.22	89.171.22
11.160.40.22/100	100	13.160.40.22/100	100		22	19	40	48	89.100.22	89.171.22
11.160.40.27	44	13.160.40.27	44		27	21	48		89.100.27	89.171.27
11.160.40.27/100	100	13.160.40.27/100	100		27	21	48	48	89.100.27	89.171.27
11.160.40.32	59	13.160.40.32	59		32	24	58		89.100.32	89.171.32
11.160.40.32/125	125	13.160.40.32/125	125		32	24	58	58	89.100.32	89.171.32
11.160.40.40	59	13.160.40.40	59		40	27	70		89.100.40	89.171.41
11.160.50.16	44	13.160.50.16	44	50	16	17	32		89.100.16	89.171.16
11.160.50.16/150	150	13.160.50.16/150	150		16	17	32	35	89.100.16	89.171.16
11.160.50.22	44	13.160.50.22	44		22	19	40		89.100.22	89.171.22
11.160.50.22/150	150	13.160.50.22/150	150		22	19	40	48	89.100.22	89.171.22
11.160.50.27	47	13.160.50.27	47		27	21	48		89.100.27	89.171.27
11.160.50.27/150	150	13.160.50.27/150	150		27	21	48	60	89.100.27	89.171.27
11.160.50.32	47	13.160.50.32	47		32	24	58		89.100.32	89.171.32
11.160.50.32/150	150	13.160.50.32/150	150		32	24	58	78	89.100.32	89.171.32
11.160.50.40	59	13.160.50.40	59		40	27	70		89.100.40	89.171.40
11.160.50.40/150	150	13.160.50.40/150	150		40	27	70	78	89.100.40	89.171.40
11.160.50.50	59	13.160.50.50	59		50	30	90		89.100.50	89.171.51

FRÉZOVACÍ TRNY PRO FRÉZOVACÍ HLAVY
ADAPTORS FOR INDEXABLE MILLING CUTTERS

DIN 69871-A

Din 6357 - Form A

11.165

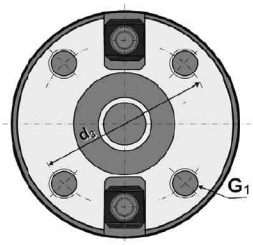

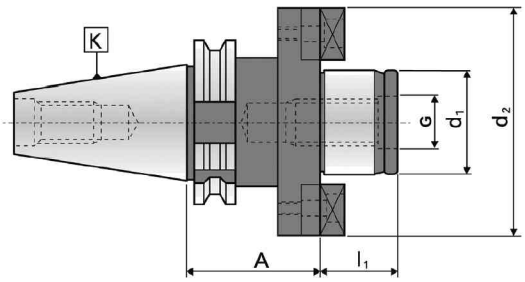

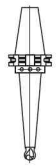

česky
english

REF. 11.165	K ISO	d_1 g5 mm	A mm	d_2 mm	d_3 mm	G mm	G_1 mm	l_1 mm	
11.165.40.40	40	40	60	89	66,7	M-20	M-12	30	89.172.40
11.165.50.40	50	40	70	89	66,7	M-20	M-12	30	89.172.40
11.165.50.60		60	70	129	101,6	M-30	M-16	40	89.172.60

KOMBINOVANÉ FRÉZOVACÍ TRNY
pro frézy s podélnou nebo příčnou unášecí drážkou DIN 138

COMBINATION SHELL MILL ADAPTORS
for cutters with keyway or driving slot DIN 138

DIN 69871-A

DIN 6358 Form B

11.180

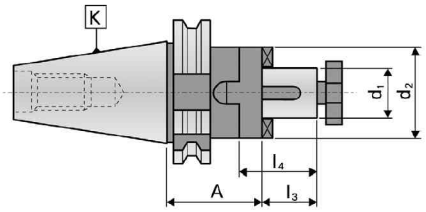

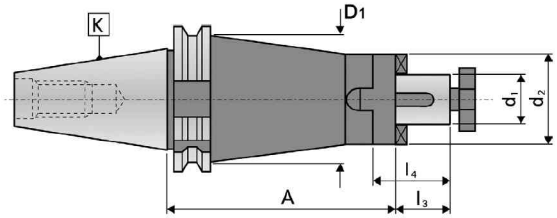

REF. 11.180	K ISO	d_1 h6 mm	A mm	l_3 mm	l_4 mm	d_2 mm	D_1 mm			
11.180.30.16	30	16	50	17	27	32		89.100.16	89.161.16	89.141.16
11.180.30.22		22	50	19	31	40		89.100.22	89.161.22	89.141.22
11.180.30.27		27	55	21	33	48		89.100.27	89.161.27	89.141.27
11.180.40.16	40	16	55	17	27	32		89.100.16	89.161.16	89.141.16
11.180.40.16/100		16	100	17	27	32	35	89.100.16	89.161.16	89.141.16
11.180.40.22		22	55	19	31	40		89.100.22	89.161.22	89.141.22
11.180.40.22/100		22	100	19	31	40	48	89.100.22	89.161.22	89.141.22
11.180.40.27		27	55	21	33	48		89.100.27	89.161.27	89.141.27
11.180.40.27/100		27	100	21	33	48	48	89.100.27	89.161.27	89.141.27
11.180.40.32		32	60	24	38	58		89.100.32	89.161.32	89.141.32
11.180.40.32/100		32	100	24	38	58	58	89.100.32	89.161.32	89.141.32
11.180.40.40		40	60	27	41	70		89.100.40	89.161.40	89.141.40
11.180.50.16	50	16	55	17	27	32		89.100.16	89.161.16	89.141.16
11.180.50.16/125		16	100	17	27	32	35	89.100.16	89.161.16	89.141.16
11.180.50.22		22	55	19	31	40		89.100.22	89.161.22	89.141.22
11.180.50.22/125		22	100	19	31	40	48	89.100.22	89.161.22	89.141.22
11.180.50.27		27	55	21	33	48		89.100.27	89.161.27	89.141.27
11.180.50.27/125		27	100	21	33	48	60	89.100.27	89.161.27	89.141.27
11.180.50.32		32	55	24	38	58		89.100.32	89.161.32	89.141.32
11.180.50.32/125		32	100	24	38	58	78	89.100.32	89.161.32	89.141.32
11.180.50.40		40	55	27	41	70		89.100.40	89.161.40	89.141.40
11.180.50.40/125		40	100	27	41	70	78	89.100.40	89.161.40	89.141.40
11.180.50.50		50	70	30	46	90		89.100.50	89.161.50	89.141.50

REDUKCE
pro stopky Mk dle DIN 228-A

REDUCING ADAPTORS
for tools with Morse taper shank and drawbar thread DIN 228-A

DIN 69871-A

ISO 3937

11/13.210

11.210

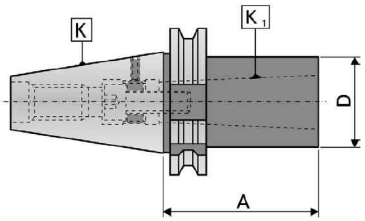

13.210

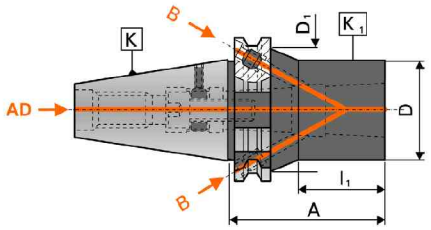

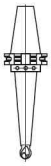

česky
english

REF. 11.210	REF. 13.210	K ISO	K_1 MORSE	A mm	D mm	D_1 mm	l_1 mm		20.210	23.210
11.210.30.01		30	1	50	25			89.193.31	89.120.24	
11.210.30.02			2	70	32			89.193.32	89.124.19	
11.210.30.03			3	100	40			89.193.33	89.124.31	
11.210.40.01	13.210.40.01	40	1	50	25	45	16	89.193.41	89.120.25	89.128.08
11.210.40.02	13.210.40.02		2	50	32	50	19	89.193.42	89.124.18	89.128.20
11.210.40.03	13.210.40.03		3	70	40	50	42	89.193.43	89.120.69	89.128.30
11.210.40.04	13.210.40.04		4	95	48			89.193.44	89.124.44	89.128.40
11.210.50.01	13.210.50.01	50	1	45	25	80	16	89.193.51	89.120.26	89.128.08
11.210.50.02	13.210.50.02		2	60	32	80	23	89.193.52	89.120.53	89.128.23
11.210.50.03	13.210.50.03		3	65	40	80	28	89.193.53	89.120.70	89.128.32
11.210.50.04	13.210.50.04		4	70	48	80	37	89.193.54	89.124.44	89.128.44
11.210.50.05	13.210.50.05		5	100	63	80	66	89.193.55	89.120.90	89.128.60

REDUKCE
pro stopky ISO DIN 2080 / ISO DIN 69871 a MAS-BT
REDUCING ADAPTORS
for tools with ISO DIN 2080 / ISO DIN 69871+BT taper shank

DIN 69871-A

11.225/226

11.225

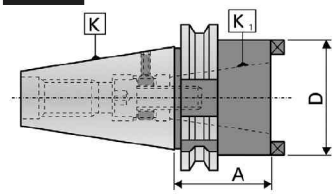

DIN 2080

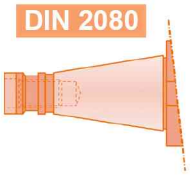

11.226

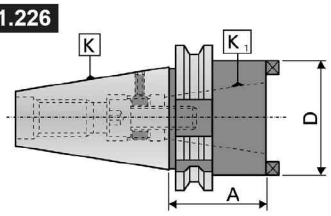

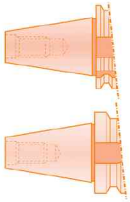

DIN 69871

JIS B 6339 BT

REF. 11.225	REF. 11.226	K ISO	K_1 DIN 2080	A mm	D mm		11.225	11.226
11.225.40.30	11.226.40.30	40	30	50	50	89.193.45	89.124.28	89.124.33
11.225.40.40	11.226.40.40		40	100	63	89.193.44	89.124.44	89.124.45
11.225.50.30	11.226.50.30	50	30	50	50	89.193.53	89.120.69	89.120.73
11.225.50.40	11.226.50.40		40	70	63	89.193.54	89.124.44	89.124.45
11.225.50.50	11.226.50.50		50	120	97	89.193.56	89.124.56	89.124.57

TRNY
pro vrtačková sklíčidla dle DIN 238 (stopka)
DRILL CHUCK ADAPTORS
for Drill chucks with DIN 238 taper

DIN 69871-A

11.290

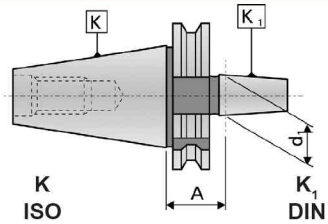

35.292
35.293
35.294
35.296

REF. 11.290	K ISO	K_1 DIN	A mm	d_1 mm
11.290.30.12	30	B-12	25	12,065
11.290.30.16		B-16	25	15,733
11.290.40.12	40	B-12	25	12,065
11.290.40.16		B-16	25	15,733
11.290.40.18		B-18	25	17,780
11.290.50.16	50	B-16	25	15,733
11.290.50.18		B-18	25	17,780

SAMOSVORNÁ PŘESNÁ VRTACÍ HLAVIČKA
pouze pro pravý chod (otáčky)
SELF CLAMPING SHORT PRECISION DRILL CHUCKS
for right turn only

DIN 69871-A

11.295

UPÍNACÍ MOMENT:
TIGHTENING TORQUE: > 40 Nm

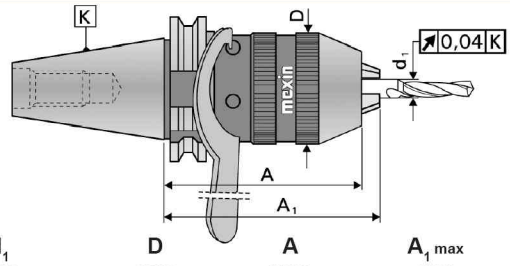

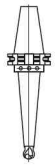

česky
english

REF. 11.295	K ISO	d_1 mm	D mm	A mm	A_1 max mm		3
11.295.30.08	30	0 - 8	36	76,5	84,5	89.200.08	89.220.08
11.295.40.08	40	0 - 8	36	67,5	75	89.200.08	89.220.08
11.295.40.13		0 - 13	50,5	89	100	89.200.13	89.220.13
11.295.40.16		3 - 16	56	105	118	89.200.16	89.220.16
11.295.50.13	50	0 - 13	50,5	85	96	89.200.13	89.220.13
11.295.50.16		3 - 16	56	90	103	89.200.16	89.220.16

* DODÁVKA S KLÍČEM * SUPPLIED WITH WRENCH

PŘESNÁ UNIVERZÁLNÍ CNC VRTACÍ HLAVIČKA
pro pravý a levý směr otáček
CNC-UNIVERSAL PRECISION DRILL CHUCKS
for left and right hand turn

DIN 69871-A

11/13.296

UPÍNACÍ MOMENT:
TIGHTENING TORQUE: > 70 Nm

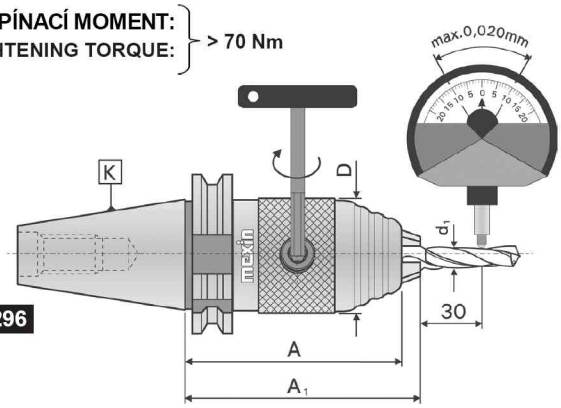

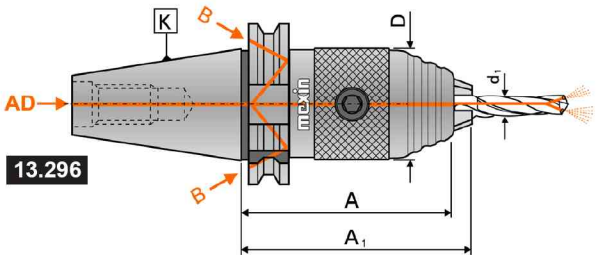

REF. 11.296	REF. 13.296	K ISO	d_1 mm	D mm	A mm	A_1 max mm		3
11.296.30.13	13.296.30.13	30	1-13	50	103	110	89.206.06	89.220.13
		40	1-13	50	81,5	88,5	89.206.06	89.220.13
11.296.40.13	13.296.40.13		3-16	56	88,5	95,5	89.206.06	89.220.13
11.296.40.16	13.296.40.16							
		50	1-13	50	81,5	88,5	89.206.06	89.220.13
11.296.50.13	13.296.50.13		3-16	56	88,5	95,5	89.206.06	89.220.13
11.296.50.16	13.296.50.16							

* DODÁVKA S KLÍČEM * SUPPLIED WITH WRENCH

PŘESNÁ UNIVERZÁLNÍ CNC VRTACÍ HLAVIČKA
pro pravý a levý směr otáček
CNC-UNIVERSAL PRECISION DRILL CHUCKS
for left and right turn

DIN 69871-A

13.297

UPÍNACÍ MOMENT:
TIGHTENING TORQUE: > 70 Nm

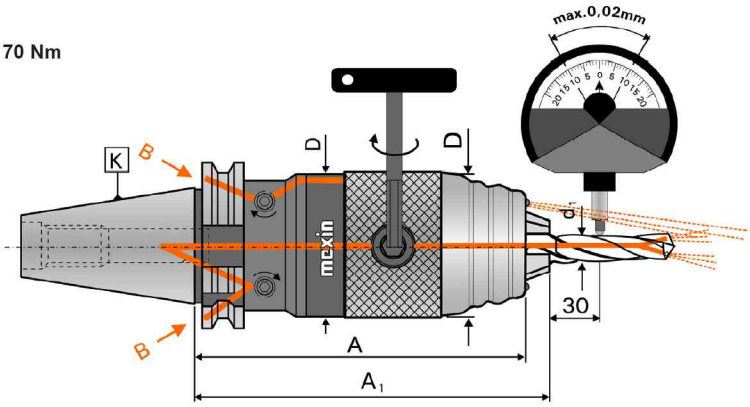

Chladící emulze může být přivedena dvěmi cestami: středem držáku do nástroje, na stranu držáku do jeho přední části nebo obojím způsobem.

The coolant can be supplied in different ways: through the coolant holes of the tool, through the front part of the drill chuck or through both parts simultaneously.

česky
english

REF. 13.297	K ISO	d_1 mm	D mm	A mm	A_1 max mm		3
13.297.40.13	40	1-13	56	105	112	89.206.06	89.220.13
13.297.40.16		3-16	56	112	119	89.206.06	89.220.13
13.297.50.13	50	1-13	56	105	112	89.206.06	89.220.13
13.297.50.16		3-16	56	112	119	89.206.06	89.220.13

* DODÁVKA S KLÍČEM * SUPPLIED WITH WRENCH

NAREX MTE®

KOMBINOVANÝ DRŽÁK PRO UPÍNÁNÍ FRÉZ

pro nástroje s válcovou stopkou a ploškou dle DIN 1835-B+E

COMBINED END MILL ADAPTORS TYPE WELDON / WHISTLE-NOTCH

for tools with cylindrical shank and inclined flat DIN 1835-B+E

DIN 69871-A

13.306

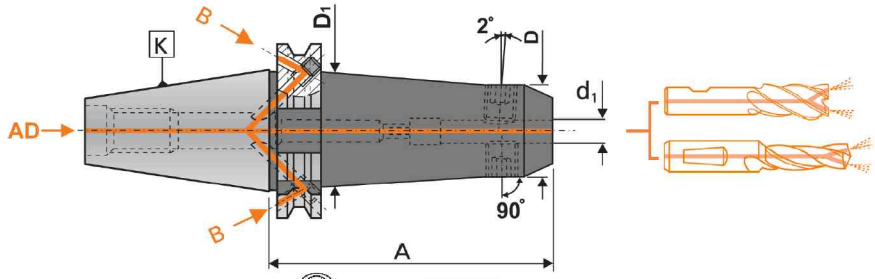

REF. 13.306	K ISO	d_1 H4 mm	A mm	D mm	D_1 mm	2 x	REF. 13.306	K ISO	d_1 H4 mm	A mm	D mm	D_1 mm	2 x
13.306.40.06 / 100	40	6	100	22	28	89.122.17	13.306.50.06 / 130	50	6	130	22	28	89.122.17
13.306.40.06 / 130		6	130	22	28	89.122.17	13.306.50.06 / 160		6	160	22	33	89.122.17
13.306.40.06 / 160		6	160	22	33	89.122.17	13.306.50.06 / 200		6	200	22	36	89.122.17
13.306.40.08 / 100		8	100	24	30	89.122.34	13.306.50.08 / 130		8	130	24	30	89.122.34
13.306.40.08 / 130		8	130	24	30	89.122.34	13.306.50.08 / 160		8	160	24	35	89.122.34
13.306.40.08 / 160		8	160	24	35	89.122.34	13.306.50.08 / 200		8	200	24	38	89.122.34
13.306.40.10 / 100		10	100	30	38	89.122.39	13.306.50.10 / 130		10	130	30	38	89.122.39
13.306.40.10 / 130		10	130	30	38	89.122.39	13.306.50.10 / 160		10	160	30	39	89.122.39
13.306.40.10 / 160		10	160	30	39	89.122.39	13.306.50.10 / 200		10	200	30	43	89.122.39
13.306.40.12 / 100		12	100	32	40	89.122.48	13.306.50.12 / 130		12	130	32	40	89.122.48
13.306.40.12 / 130		12	130	32	40	89.122.48	13.306.50.12 / 160		12	160	32	43	89.122.48
13.306.40.12 / 160		12	160	32	43	89.122.48	13.306.50.12 / 200		12	200	32	46	89.122.48
13.306.40.14 / 100		14	100	32	40	89.122.48	13.306.50.14 / 130		14	130	32	40	89.122.48
13.306.40.14 / 130		14	130	32	40	89.122.48	13.306.50.14 / 160		14	160	32	44	89.122.48
13.306.40.14 / 160		14	160	32	44	89.122.48	13.306.50.14 / 200		14	200	32	48	89.122.48
13.306.40.16 / 100		16	100	36	44	89.122.57	13.306.50.16 / 130		16	130	36	44	89.122.57
13.306.40.16 / 130		16	130	36	44	89.122.57	13.306.50.16 / 160		16	160	36	44	89.122.57
13.306.40.16 / 160		16	160	36	44	89.122.57	13.306.50.16 / 200		16	200	36	50	89.122.57
13.306.40.18 / 100		18	100	38	46	89.122.57	13.306.50.18 / 130		18	130	38	46	89.122.57
13.306.40.18 / 130		18	130	38	46	89.122.57	13.306.50.18 / 160		18	160	38	46	89.122.57
13.306.40.18 / 160		18	160	38	46	89.122.57	13.306.50.18 / 200		18	200	38	52	89.122.57
13.306.40.20 / 100		20	100	44	50	89.122.58	13.306.50.20 / 130		20	130	44	50	89.122.58
13.306.40.20 / 130		20	130	44	50	89.122.58	13.306.50.20 / 160		20	160	44	50	89.122.58
13.306.40.20 / 160		20	160	44	50	89.122.58	13.306.50.20 / 200		20	200	44	55	89.122.58
13.306.40.25 / 130		25	130	50	50	89.122.71	13.306.50.25 / 130		25	130	50	56	89.122.71
13.306.40.25 / 160		25	160	50	50	89.122.71	13.306.50.25 / 160		25	160	50	60	89.122.71
							13.306.50.25 / 200		25	200	50	64	89.122.71
							13.306.50.32 / 200		32	200	58	72	89.122.78

KOMBINOVANÝ DRŽÁK PRO UPÍNÁNÍ FRÉZ

pro nástroje s válcovou stopkou a ploškou dle DIN 1835-B+E

COMBINED END MILL ADAPTORS TYPE WELDON / WHISTLE-NOTCH

for tools with cylindrical shank and inclined flat DIN 1835-B+E

DIN 69871-A

13.307

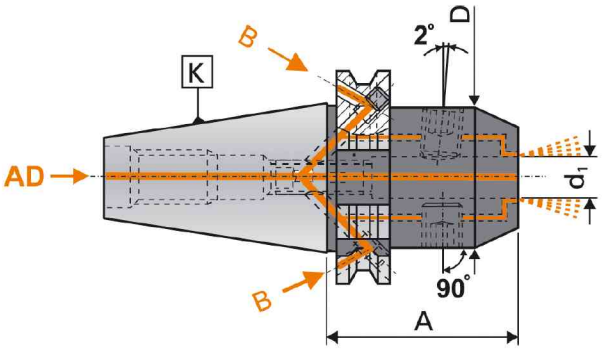

REF. 13.307	K ISO	d_1 H4 mm	A mm	D mm		2 x
13.307.40.06	40	6	50	25	89.190.15	89.122.20
13.307.40.08		8	50	28	89.190.21	89.122.35
13.307.40.10		10	50	35	89.190.37	89.122.40
13.307.40.12		12	50	42	89.190.43	89.122.50
13.307.40.14		14	50	44	89.190.43	89.122.50
13.307.40.16		16	63	48	89.190.51	89.122.60
13.307.40.18		18	63	50	89.190.51	89.122.60
13.307.40.20		20	63	52	89.190.66	89.122.65
13.307.40.25		25	100	65	89.190.82	89.122.75
13.307.40.32		32	100	72	89.190.82	89.122.80
13.307.50.06	50	6	63	25	89.190.15	89.122.20
13.307.50.08		8	63	28	89.190.21	89.122.35
13.307.50.10		10	63	35	89.190.37	89.122.40
13.307.50.12		12	63	42	89.190.43	89.122.50
13.307.50.14		14	63	44	89.190.43	89.122.50
13.307.50.16		16	63	48	89.190.51	89.122.60
13.307.50.18		18	63	50	89.190.51	89.122.60
13.307.50.20		20	63	52	89.190.66	89.122.65
13.307.50.25		25	80	65	89.190.82	89.122.75
13.307.50.32		32	100	72	89.190.82	89.122.80
13.307.50.40		40	120	90	89.190.82	89.122.80

CHLADÍCÍ KAPALINA JE ROZVÁDĚNA STŘEDEM NEBO BOČNÍ ČÁSTÍ NÁSTROJE.

COOLANT DISTRIBUTION TROUGH THE CENTRAL OR TROUGH LATERAL PART OF THE TOOL.

česky
english

DRŽÁK PRO DOKONČOVACÍ FRÉZY
pro přední dokončovací frézu se závitovým upínáním

MILL ADAPTORS
for frontal End Mill Support Screwed Shanks

DIN 69871-A

13.315

NEW
NUEVO

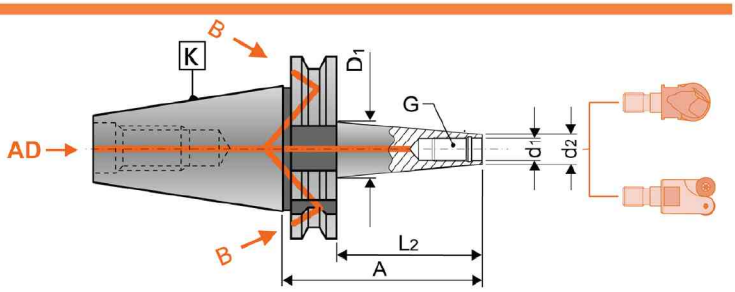

REF. 13.315	K ISO	A mm	d_1 mm	G mm	d_2 mm	L_2 mm	D_1 mm
13.315.40.10/045	40	55	10,5	M10	18	25	20
13.315.40.10/070		80	10,5	M10	18	50	23
13.315.40.10/120		130	10,5	M10	18	100	29
13.315.40.12/045		55	12,5	M12	21	25	24
13.315.40.12/070		80	12,5	M12	21	50	26
13.315.40.12/120		130	12,5	M12	21	100	32
13.315.40.16/045	50	55	17	M16	29	25	32
13.315.40.16/070		80	17	M16	29	50	35
13.315.40.16/120		130	17	M16	29	100	40
13.315.50.12/070		90	12,5	M12	21	50	26
13.315.50.12/120		140	12,5	M12	21	100	32
13.315.50.12/170		190	12,5	M12	21	150	37
13.315.50.16/070		90	17	M16	29	50	35
13.315.50.16/120		140	17	M16	29	100	40
13.315.50.16/170		190	17	M16	29	150	45

KLEŠTINOVÝ UPÍNAČ PRO KLEŠTINY DIN 6388
pro nástroje s válcovou stopkou DIN 1835-B

COLLET CHUCKS FOR DIN 6388 COLLETS
for tools with cylindrical shank DIN 1835-B

DIN 69871-A

11/13.353

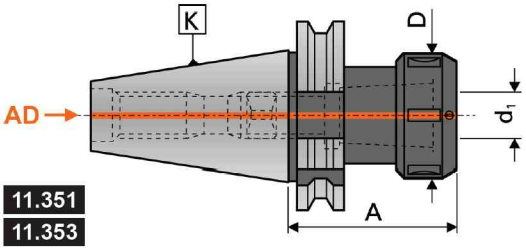

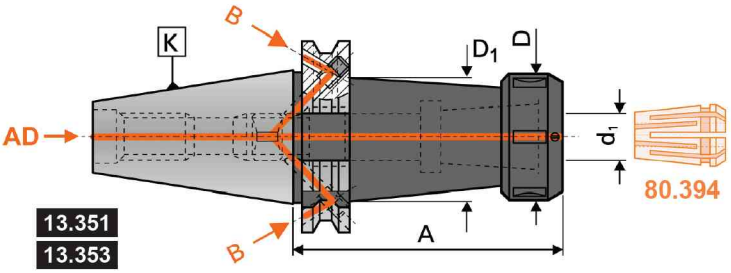

MATICE S LOŽISKEM REF. / WITH BALL BEARING NUT REF. **XX.351**

UPÍNACÍ MOMENT: / TIGHTENING TORQUE: > 150 Nm - Ø20

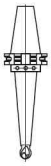

česky
english

REF. 11.353	REF. 13.353	80.393	A mm	K ISO	d_1 mm	D mm	D_1 mm		
11.353.30.16		80.393.16	65	30	2-16	43		89.201.16	89.192.16
11.353.30.25		80.393.25	70		3-25	60		89.201.25	89.192.16
11.353.40.16	13.353.40.16	80.393.16	70	40	2-16	43		89.201.16	89.192.16
11.353.40.16/120	13.353.40.16/120	80.393.16	120		2-16	43	43	89.201.16	89.192.16
11.353.40.25	13.353.40.25	80.393.25	70		3-25	60		89.201.25	89.192.26
11.353.40.25/120	13.353.40.25/120	80.393.25	120		3-25	60	50	89.201.25	89.192.26
11.353.40.32	13.353.40.32	80.393.32	90		4-32	72		89.201.32	89.192.26
11.353.50.16	13.353.50.16	80.393.16	70	50	2-16	43		89.201.16	89.192.16
11.353.50.16/120	13.353.50.16/120	80.393.16	120		2-16	43	43	89.201.16	89.192.16
11.353.50.25	13.353.50.25	80.393.25	85		3-25	60		89.201.25	89.192.26
11.353.50.25/120	13.353.50.25/120	80.393.25	140		3-25	60	60	89.201.25	89.192.26
11.353.50.32	13.353.50.32	80.393.32	90		4-32	72		89.201.32	89.192.34

* DODÁVKA BEZ KLÍČE * SUPPLIED WITHOUT WRENCH

KLEŠTINOVÉ UPÍNAČE PRO ER KLEŠTINY DIN 6499

pro nástroje s válcovou stopkou dle DIN 1835-B

COLLET CHUCKS FOR DIN 6499 (ER) COLLETS

for tools with cylindrical shank DIN 1835-B

DIN 69871-A

11/13.451/3

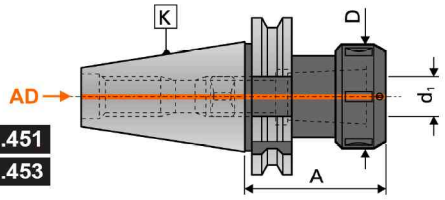

11.451
11.453

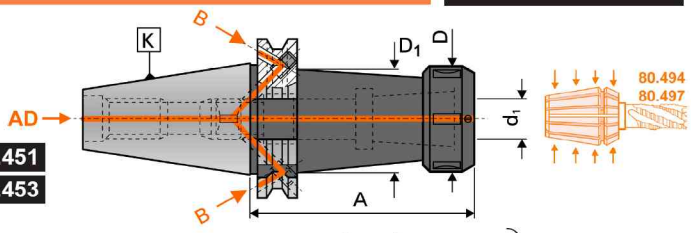

13.451
13.453

MATICE S LOŽISKEM REF. / WITH BALL BEARING NUT REF. **XX.451**

UPÍNACÍ MOMENT: / TIGHTENING TORQUE: > 150 Nm - Ø20

REF. 11.453	REF. 13.453	K ISO	A mm	80.493		d_1 mm	D mm	D_1 mm		
11.453.30.10		30	55	80.493.10	ER 16	0,5-10	32		89.202.10	89.192.10
11.453.30.13			55	80.493.13	ER 20	1-13	35		89.202.13	89.192.13
11.453.30.16			55	80.493.16	ER 25	1-16	42		89.202.16	89.192.16
11.453.30.20			60	80.493.20	ER 32	2-20	50		89.202.20	89.192.20
11.453.40.10	13.453.40.10	40	70	80.493.10	ER 16	0,5-10	32		89.202.10	89.192.10
11.453.40.10/100	13.453.40.10/100		100	80.493.10	ER 16	0,5-10	32	28	89.202.10	89.192.10
11.453.40.10/150	13.453.40.10/150		150	80.493.10	ER 16	0,5-10	32	28	89.202.10	89.192.10
11.453.40.13	13.453.40.13		70	80.493.13	ER 20	1-13	35		89.202.13	89.192.13
11.453.40.13/100	13.453.40.13/100		100	80.493.13	ER 20	1-13	35	34	89.202.13	89.192.13
11.453.40.13/150	13.453.40.13/150		150	80.493.13	ER 20	1-13	35	34	89.202.13	89.192.13
11.453.40.16	13.453.40.16		70	80.493.16	ER 25	1-16	42		89.202.16	89.192.16
11.453.40.16/150	13.453.40.16/150		150	80.493.16	ER 25	1-13	42	42	89.202.16	89.192.16
11.453.40.20	13.453.40.20		70	80.493.20	ER 32	2-20	50		89.202.20	89.192.22
11.453.40.20/150	13.453.40.20/150		150	80.493.20	ER 32	2-20	50	50	89.202.20	89.192.22
11.453.40.26	13.453.40.26		70	80.493.26	ER 40	3-30	63		89.202.26	89.192.26
11.453.40.26/150	13.453.40.26/150		150	80.493.26	ER 40	3-30	63	63	89.202.26	89.192.26
11.453.50.10/100	13.453.50.10/100	50	100	80.493.10	ER 16	0,5-10	32	28	89.202.10	89.192.10
11.453.50.10/150	13.453.50.10/150		150	80.493.10	ER 16	0,5-10	32	28	89.202.10	89.192.10
11.453.50.13/100	13.453.50.13/100		100	80.493.13	ER 20	1-13	35	34	89.202.13	89.192.13
11.453.50.13/150	13.453.50.13/150		150	80.493.13	ER 20	1-13	35	34	89.202.13	89.192.13
11.453.50.16	13.453.50.16		70	80.493.16	ER 25	1-16	42		89.202.16	89.192.16
11.453.50.16/150	13.453.50.16/150		150	80.493.16	ER 25	1-16	42	42	89.202.16	89.192.16
11.453.50.20	13.453.50.20		70	80.493.20	ER 32	2-20	50		89.202.20	89.192.22
11.453.50.20/150	13.453.50.20/150		150	80.493.20	ER 32	2-20	50	50	89.202.10	89.192.22
11.453.50.26	13.453.50.26		80	80.493.26	ER 40	3-30	63		89.202.26	89.192.26
11.453.50.26/150	13.453.50.26/150		150	80.493.26	ER 40	3-30	63	63	89.202.26	89.192.26
11.453.50.34	13.453.50.34		90	80.493.34	ER 50	10-34	78		89.202.34	89.192.34

* DODÁVKA BEZ KLÍČE — * SUPPLIED WITHOUT WRENCH

MECHANICKÝ KLEŠTINOVÝ UPÍNAČ S VYSOKÝM UPÍNACÍM MOMENTEM pro ER kleštiny DIN 6499

MECHANICAL COLLET CHUCKS WITH HIGH TIGHTENING TORQUE

for DIN 6499 (ER) collets

DIN 69871-A

11/13.457

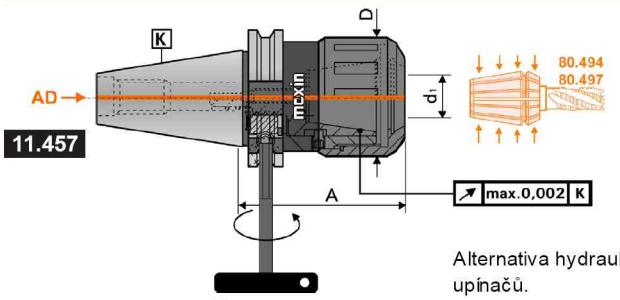

11.457

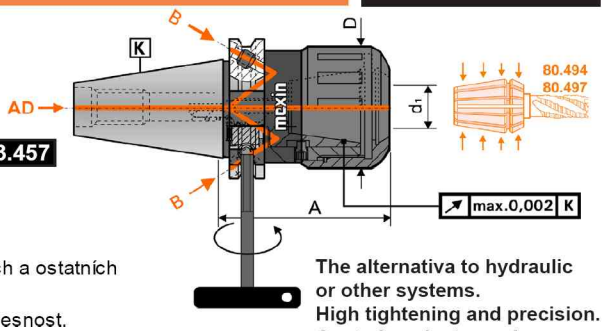

13.457

Alternativa hydraulických a ostatních upínačů.
Vysoká upínací síla a přesnost.
Přívod chlazení středem.

The alternativa to hydraulic or other systems.
High tightening and precision.
Central coolant supply.

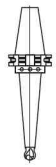

česky
english

UPÍNACÍ MOMENT: / TIGHTENING TORQUE: > 300 Nm - Ø20

REF. 11.457	A mm	REF. 13.457	A mm	K ISO		d_1 mm	D mm			
11.457.40.20	80	13.457.40.20	80	40	ER 32	2-20	54	80.457.20	89.190.19	89.206.04
11.457.50.20	110	13.457.50.20	110	50	ER 32	2-20	54	80.457.20	89.190.19	89.206.04
11.457.50.30	120	13.457.50.30	120		ER 40	3-30	65	80.457.30	89.190.41	89.206.06

* DODÁVKA S KLÍČEM — * SUPPLIED WITH WRENCH

POLOTOVAR
pro upínače, vyvrtávací tyče

BLANK ADAPTORS

DIN 69871-A

11.470

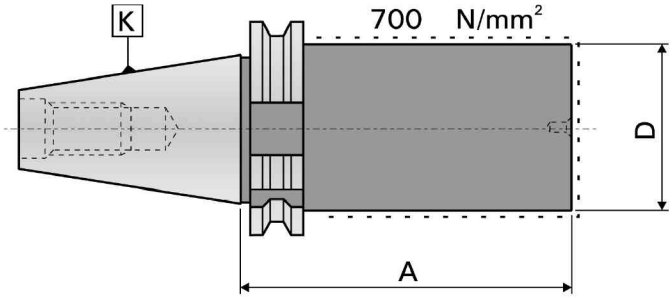

REF. 11.470	K ISO	D mm	A mm
11.470.30.40	30	40,5	160
11.470.40.40	40	40,5	100
11.470.40.40/160		40,5	160
11.470.40.50		50,5	100
11.470.40.50/200		50,5	200
11.470.40.63		63,5	160
11.470.40.63/250		63,5	250
11.470.50.40	50	40,5	100
11.470.50.40/160		40,5	160
11.470.50.50		50,5	100
11.470.50.50/200		50,5	200
11.470.50.63		63,5	200
11.470.50.63/315		63,5	315
11.470.50.95		95,5	200
11.470.50.95/315		95,5	315

DRŽÁK S PŘÍVODEM CHLAZENÍ DO STŘEDU NÁSTROJE
pro nástroje s válcovou stopkou dle DIN 1835-B/E

COOLING FLUID SUPPLY UNIT
for tools with cylindrical shank DIN 1835-B/E

DIN 69871-A

SIMILAR DIN 6359

11.512

n_{max} 4.000 min.$^{-1}$ ¤ p_{max} 25 bar

** Ostatní velikosti se vyrábějí na základě objednávky*

** Other sizes are manufactured under order.*

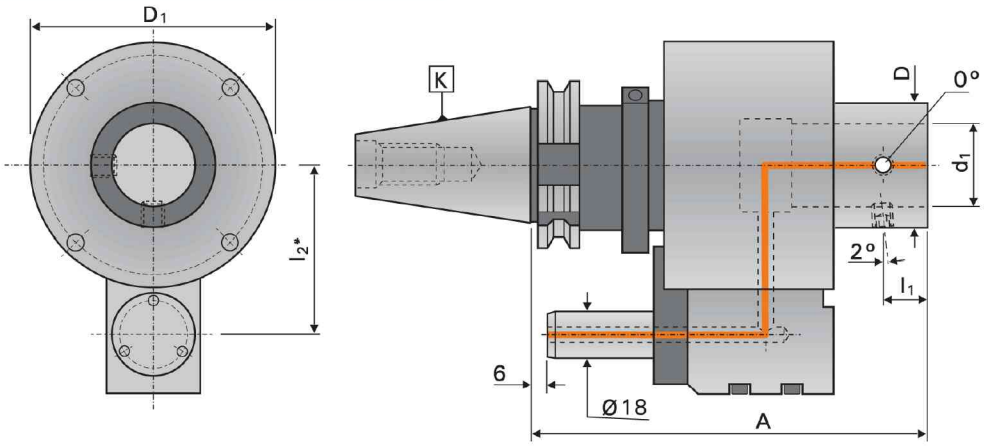

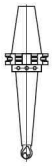

česky
english

REF. 11.512	K ISO	d_1 G6 mm	A mm	D mm	D_1 mm	l_1 mm	l_2* mm	
11.512.40.25	40	25	152	45	95	15	65	89.121.68
11.512.40.32		32	152	48	95	16	65	89.121.68
11.512.50.32	50	32	152	48	95	16	80	89.121.68
11.512.50.40		40	166	58	110	17	80	89.121.68

PŘÍSLUŠENSTVÍ PRO SKUPINU 521 - COMPLEMENTS OF 512 GRUP

REF. **89.512.00.00**

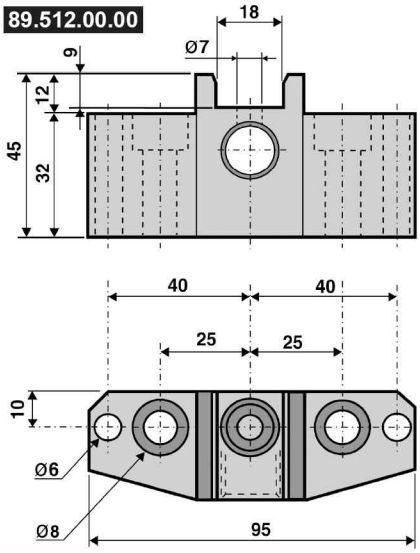

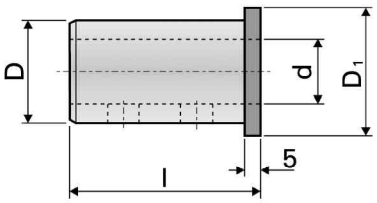

REF. 89.512	D mm	d mm	D_1 mm	l mm
89.512.25.16	25	16	33	55
89.512.25.20		20	33	55
89.512.32.16	32	16	40	60
89.512.32.20		20	40	60
89.512.32.25		25	40	60
89.512.40.16	40	16	48	65
89.512.40.20		20	48	65
89.512.40.25		25	48	65
89.512.40.32		32	48	65

DIN 69871-A

ZÁVITOŘEZNÁ HLAVA S AXIÁLNÍ KOMPENZACÍ
upínání závitníků pomocí ER kleštin s vnitřním čtyřhranem

TAPPING HEAD WITH AXIAL COMPENSATION
Hold tape with DIN 6499 (ER) collets and with inner coolant.

11/13.610

Kompenzace stlačením (C) a vytažením (T).
Stlačení může být blokováno otočením kroužku doprava (A) pro řízení hloubku závitu.
Přívod chlazení středem.

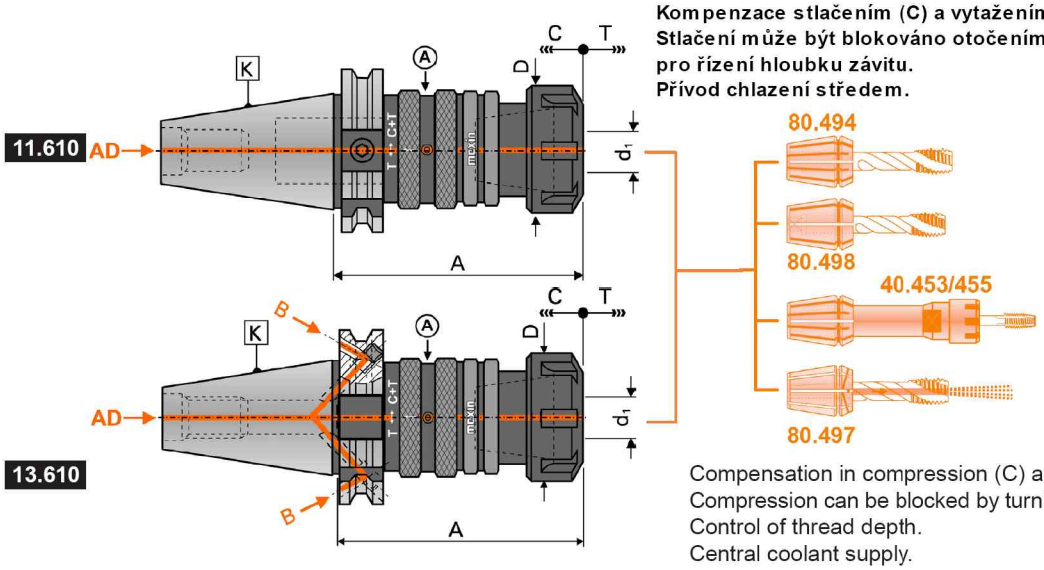

Compensation in compression (C) and tension (T)
Compression can be blocked by turning the rear ring (A)
Control of thread depth.
Central coolant supply.

REF. 11.610	K ISO			A mm	D mm	C mm	T mm		
11.610.30.12	30	ER 16	M3-M12	99	28	5,5	6	80.493.10	89.202.10
11.610.40.12	40	ER 16	M3-M12	100	28	5,5	6	80.493.10	89.202.10
11.610.40.20		ER 25	M4-M20	125	42	10,5	7,5	80.493.16	89.202.16
11.610.40.33		ER 40	M8-M33	141	63	10	10	80.493.26	89.202.26
11.610.50.12	50	ER 16	M3-M12	100	28	5,5	6	80.493.10	89.202.10
11.610.50.20		ER 25	M4-M20	134	42	10,5	7,5	80.493.16	89.202.16
11.610.50.33		ER 40	M8-M33	150	63	10	10	80.493.26	89.202.26
REF. 13.610									
13.610.40.12	40	ER 16	M3-M12	100	28	5,5	6	80.493.10	89.202.10
13.610.40.20		ER 25	M4-M20	125	42	10,5	7,5	80.493.16	89.202.16
13.610.40.33		ER 40	M8-M33	141	63	10	10	80.493.26	89.202.26
13.610.50.12	50	ER 16	M3-M12	100	28	5,5	6	80.493.10	89.202.10
13.610.50.20		ER 25	M4-M20	134	42	10,5	7,5	80.493.16	89.202.16
13.610.50.33		ER 40	M8-M33	150	63	10	10	80.493.26	89.202.26

* DODÁVKA S KLÍČEM * SUPPLIED WITH WRENCH

česky
english

ZÁVITOŘEZNÁ POUZDRA S AXIÁLNÍ KOMPENZACÍ
s rychlo výměnným systémem Bilz
QUICK CHANGE TAPPING HEAD WITH AXIAL COMPENSATION
with tap chucks bushings system Bilz

DIN 69871-A

11.620

KOMPENZACE STLAČENÍM (C) A VYSUNUTÍM (T)

COMPENSATION IN COMPRESSION (C) AND TENSION (T)

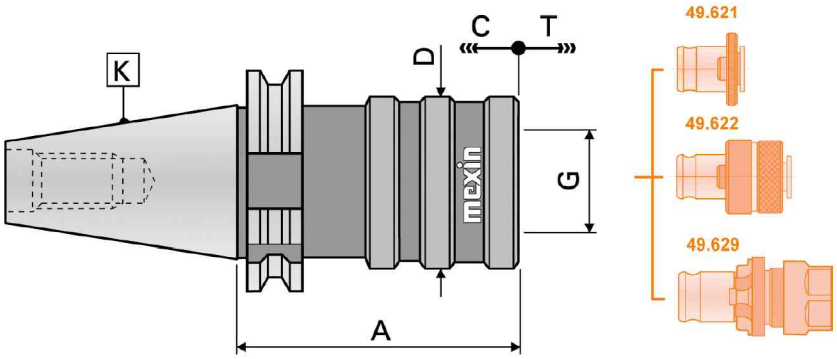

REF. 11.620	K ISO	G No.	G Ø		A mm	D mm	C mm	T mm		
11.620.30.12	30	1	19	M 3-M 12	63	38	9	9	49.621.12.xx	49.622.12.xx
11.620.40.12	40	1	19	M 3-M 12	68	38	9	9	49.621.12.xx	49.622.12.xx
11.620.40.20		2	31	M 8-M 20	93	55	15	15	49.621.20.xx	49.622.20.xx
11.620.40.33		3	48	M 14-M 33	138	79	24	24	49.621.33.xx	49.622.33.xx
11.620.50.12	50	1	19	M 3-M 12	80	38	9	9	49.621.12.xx	49.622.12.xx
11.620.50.20		2	31	M 8-M 20	102	55	15	15	49.621.20.xx	49.622.20.xx
11.620.50.33		3	48	M 14-M 33	135	79	24	24	49.621.33.xx	49.622.33.xx

ZÁVITOŘEZNÁ POUZDRA PRO ŘEZÁNÍ NATVRDO
bez axiální kompenzace, rychlá výměna systémem Bilz
QUICK CHANGE TAPPING HEAD FOR RIGID TAPPING
with tap chucks bushing system Bilz

DIN 69871-A

11.630

PŘÍVOD CHLAZENÍ STŘEDEM

WITH INNER COOLANT

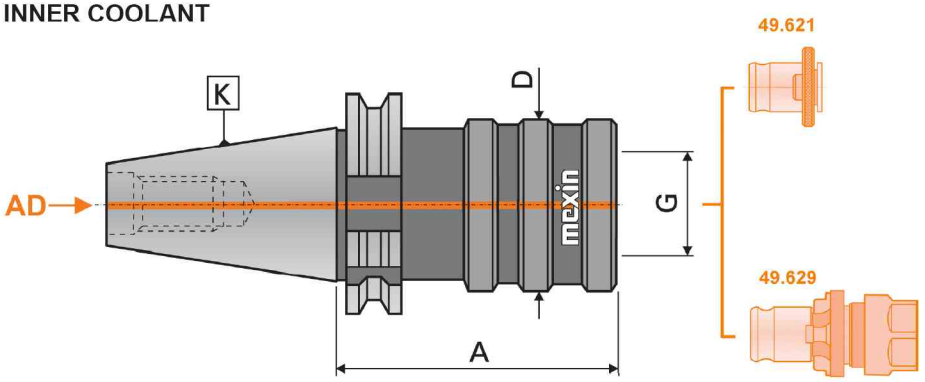

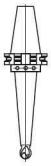

česky
english

REF. 11.630	K ISO	G No.	G Ø		A mm	D mm	
11.630.30.12	30	1	19	M 3-M 12	60	33	49.621.12.xx
11.630.40.12	40	1	19	M 3-M 12	67	33	49.621.12.xx
11.630.40.20		2	31	M 8-M 20	90	50	49.621.20.xx
11.630.40.33		3	48	M 14-M 33	117	72	49.621.33.xx
11.630.50.12	50	1	19	M 3-M 12	78	33	49.621.12.xx
11.630.50.20		2	31	M 8-M 20	101	50	49.621.20.xx
11.630.50.33		3	48	M 14-M 33	125	72	49.621.33.xx

RYCHLOVÝMĚNNÉ KONCOVKY
s bezpečnostní spojkou (622) a bez spojky (621, 629)

QUICK CHANGE ADAPTERS WITH AND WITHOUT OVERLOAD CLUTCH

49.621/629

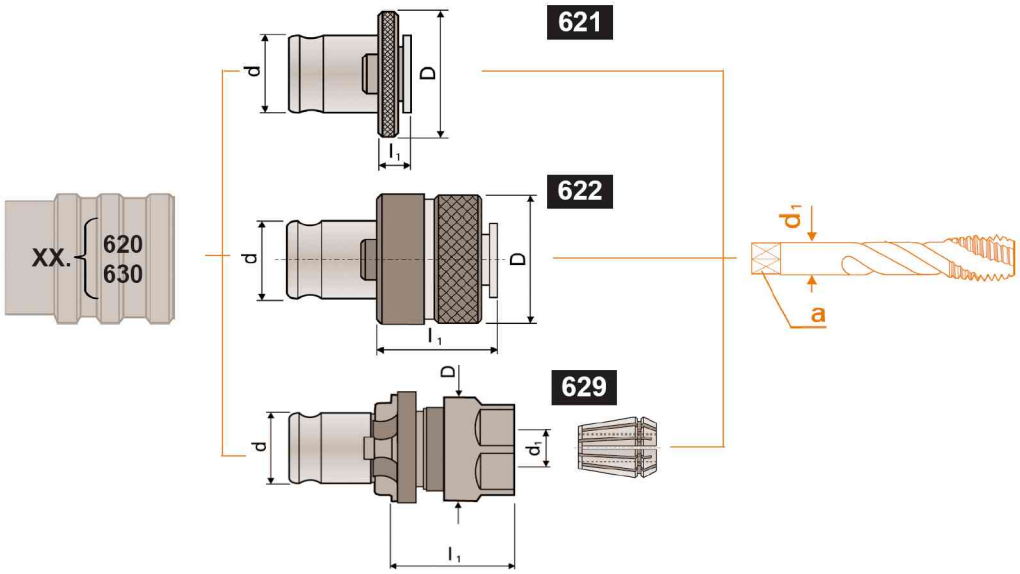

49.621.12

d = 19 mm l_1 = 7 mm
D = 30 mm

REF.	DIN d_1 x a mm		
49.621.12.02	2,8	x	2,1
49.621.12.03	3,5	x	2,7
49.621.12.04	4	x	3
49.621.12.05	4,5	x	3,4
49.621.12.06	5,5	x	3,4
49.621.12.07	6	x	4,9
49.621.12.08	7	x	5,5
49.621.12.09	8	x	6,2
49.621.12.10	9	x	7
49.621.12.11	10	x	8
49.621.12.12	11	x	9
49.621.12.13	12	x	9

49.621.20

d = 31 mm l_1 = 11 mm
D = 48 mm

REF.	DIN d_1 x a mm		
49.621.20.07	6	x	4,9
49.621.20.08	7	x	5,5
49.621.20.09	8	x	6,2
49.621.20.10	9	x	7
49.621.20.11	10	x	8
49.621.20.12	11	x	9
49.621.20.13	12	x	9
49.621.20.14	14	x	11
49.621.20.15	16	x	12
49.621.20.16	18	x	14,5
49.621.20.17	20	x	16
49.621.20.18	22	x	18

49.621.33

d = 48 mm l_1 = 14 mm
D = 70 mm

REF.	DIN d_1 x a mm		
49.621.33.12	11	x	9
49.621.33.13	12	x	9
49.621.33.14	14	x	11
49.621.33.15	16	x	12
49.621.33.16	18	x	14,5
49.621.33.17	20	x	16
49.621.33.18	22	x	18
49.621.33.19	25	x	20
49.621.33.20	28	x	22
49.621.33.21	32	x	24
49.621.33.22	36	x	29

49.622.12

d = 19 mm l_1 = 25 mm
D = 32 mm

REF.	DIN d_1 x a mm		
49.622.12.02	2,8	x	2,1
49.622.12.03	3,5	x	2,7
49.622.12.04	4	x	3
49.622.12.05	4,5	x	3,4
49.622.12.06	5,5	x	3,4
49.622.12.07	6	x	4,9
49.622.12.08	7	x	5,5
49.622.12.09	8	x	6,2
49.622.12.10	9	x	7
49.622.12.11	10	x	8
49.622.12.12	11	x	9
49.622.12.13	12	x	9

49.622.20

d = 31 mm l_1 = 34 mm
D = 50 mm

REF.	DIN d_1 x a mm		
49.622.20.07	6	x	4,9
49.622.20.08	7	x	5,5
49.622.20.09	8	x	6,2
49.622.20.10	9	x	7
49.622.20.11	10	x	8
49.622.20.12	11	x	9
49.622.20.13	12	x	9
49.622.20.14	14	x	11
49.622.20.15	16	x	12
49.622.20.16	18	x	14,5
49.622.20.17	20	x	16
49.622.20.18	22	x	18

49.622.33

d = 48 mm l_1 = 45 mm
D = 72 mm

REF.	DIN d_1 x a mm		
49.622.33.10	9	x	7
49.622.33.12	11	x	9
49.622.33.13	12	x	9
49.622.33.14	14	x	11
49.622.33.15	16	x	12
49.622.33.16	18	x	14,5
49.622.33.17	20	x	16
49.622.33.18	22	x	18
49.622.33.19	25	x	20
49.622.33.20	28	x	22
49.622.33.21	32	x	24
49.622.33.22	36	x	29

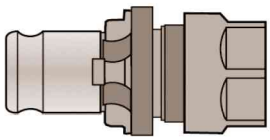

49.629.19.12

d = 19 mm l_1 = 29 mm
D = 28 mm

REF.		
49.629.19.12	ER 16	M2-M10

49.629.31.20

d = 31 mm l_1 = 38 mm
D = 42 mm

REF.		
49.629.19.12	ER 16	M2-M10

česky
english

TABULKA RYCHLOVÝMĚNNÝCH KONCOVEK
SELECTION TABLE OF TAP ADAPTERS

49.621/629

"XX"	Ø X □	DIN 352	DIN 5156 5157	DIN 371	DIN 374	DIN 376	DIN 371	DIN 374 376
01	2,5 x 2,1	M 1/1,8		M 1/1,8	M 3,5	M 3,5	1/16"	
							Nr. 0 / 1	
02	2,8 x 2,1	M 2		M 2	M 4	M 4	3/32"	
		M 2,2		M 2,2			Nr. 2	
		M 2,5		M 2,5			Nr. 3	
03	3,5 x 2,7	M 3		M 3	M 5	M 5	1/8"	
							Nr. 4	
							Nr. 5	
04	4 x 3	M 3,5		M 3,5	M 5,5	M 5,5	Nr. 6	
05	4,5 x 3,4	M 4		M 4	M 6	M 6	5/32"	
							Nr. 8	
06	5,5 x 4,3				M 7	M 7		
07	6 x 4,9	M 4,5	G1/16"	M 4,5	M 8	M 8	Nr.10/12	
		M 5		M 5			3/16"	1/4"
		M 6		M 6			7/32"	5/16"
		M 7						
		M 8						
08	7 x 5,5	M 10	G 1/8"	M 7	M 10	M 10	1/4"	3/8"
09	8 x 6,2	M 11		M 8	M 11	M 11	5/16"	7/16"
10	9 x 7	M 12		M 9	M 12	M 12	3/8"	1/2"
11	10 x 8			M10				
12	11 x 9	M 14	G 1/4"		M 14	M 14	9/16"	
13	12 x 9	M 16	G 3/8"		M 16	M 16	5/8"	
14	14 x 11	M 18			M 18	M 18	11/16"	
								3/4"
15	16 x 12	M 20	G 1/2"		M 20	M 20	13/16"	
16	18 x 14,5	M 22	G 5/8"		M 22	M 22	7/8"	
		M 24			M 24	M 24	15/16"	
17	20 x 16	M 27	G 3/4"		M 27	M 27	1"	
18	22 x 18	M 30	G 7/8		M 30	M 30	1.1/8"	
19	25 x 20	M 33	G1"		M 33	M 33	1.1/4"	
20	28 x 22	M 36	G1.1/8"		M 36	M 36	1.3/8"	
21	32 x 24	M 39	G1.1/4"		M 39	M 39	1.1/2"	
		M 42			M 42	M 42	1.5/8"	
22	36 x 29	M 45	G1.3/8"		M 45	M 45	1.3/4"	
		M 48	G1.1/2"		M 48	M 48		1.7/8"

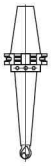

česky
english

NAREX MTE®

TABULKA RYCHLOVÝMĚNNÝCH KONCOVEK

SELECTION TABLE OF TAP ADAPTERS

A = REDUKOVANÁ STOPKA / REDUCED SHANK

B = ZESÍLENÁ STOPKA / REINFORCED SHANK

"XX"	ø x □	M - MF		UNC - UNF		BSW - BSF		BA
		A	B	A	B	A	B	A
30	2,24 x 1,8	M 3		Nr. 5		1/8		
31	2,5 x 2	M 3,5	M 1,0/ 2	Nr. 6	Nr. 0			Nr.11
					Nr. 1			Nr.10
								Nr. 9
32	2,8 x 2,24		M 2,2		Nr. 2			Nr. 8
			M 2,5		Nr. 3			Nr. 7
								Nr. 6
33	3,15 x 2,5	M 4	M 3		Nr. 4		1/8	Nr. 5
				Nr. 8	Nr. 5			
34	3,55 x 2,8	M 4,5	M 3,5	Nr.10	Nr. 6	3/16		Nr. 4
35	4 x 3,15	M 5	M 4	Nr.12		7/32		
36	4,5 x 3,55	M 6	M 4,5	1/4	Nr. 8	1/4		Nr. 3
37	5 x 4		M 5		Nr.10		3/16	Nr. 2
38	5,6 x 4,5	M 7			Nr.12	9/32	7/32	Nr. 1
39	6,3 x 5	M 8	M 6	5/16	1/4	5/16	1/4	Nr. 0
40	7,1 x 5,6	M 9	M 7	3/8		3/8	9/32	
41	8 x 6,3	M10	M 8	7/16	5/16	7/16	5/16	
42	9 x 7,1	M12	M 9	1/2		1/2		
11	10 x 8		M 10		3/8		3/8	
43	11,2 x 9	M 14		9/16		9/16		
44	12,5 x 10	M 16		5/8		5/8		
45	14 x 11,2	M 18				11/16		
		M 20		3/4		3/4		
46	16 x 12,5	M 22		7/8		7/8		
47	18 x 14	M 24		1		1		
17	20 x 16	M 27		1.1/8		1.1/8		
		M 30						
48	22,4 x 18	M 33		1.1/4		1.1/4		
19	25 x 20	M 36		1.3/8		1.3/8		
49	28 x 22,4	M 39		1.1/2		1.1/2		
		M 42				1.5/8		
50	31,5 x 25	M 45		1.3/4		1.3/4		
		M 48						
51	35,45 x 28	M 52		2		2		

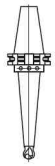

česky
english

ANTIVIBRAČNÍ FRÉZOVACÍ TRNY
pro frézy s příčnou unášecí drážkou DIN 138
ANTIVIBRATORY SHELL MILL ADAPTORS
for cutters with driving slot DIN 138

DIN 69871-A

A11.160

SPECIÁLNĚ URČENO PRO VÝROBU FOREM A ZÁPUSTEK
SPECIAL FOR MOULD AND DIE MAKERS

NEW NUEVO

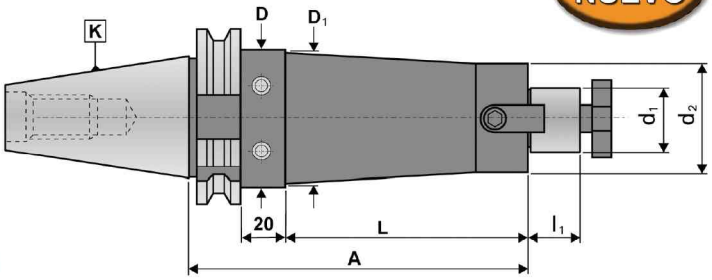

POROVNÁNÍ PŘI POUŽITÍ ANTIVIBRAČNÍHO DRŽÁKU
COMPARISON WHEN USING AN ANTIVIBRATORY TOOLHOLDER

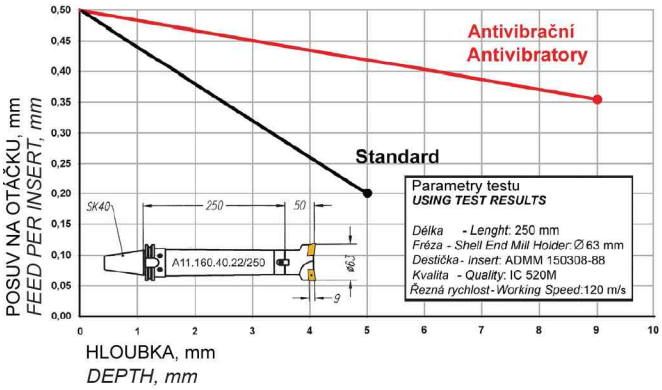

Vibrace jsou redukovány až o 60% ve srovnání se standardním držákem oproti držáku vyrobeného s materiálu s antivibračními vlastnostmi.

Vibration reduced up to 60% compared to any other conventional shell mill adaptor, as they are manufactured with materials and mechanisms having antivibration properties.

DIN 69871-A	K ISO	L mm	D mm	D_1 mm	d_1 h_6 mm	A mm	l_1 mm	d_2 mm
A11.160.40.16/150	40	131	50	40	16	150	17	36
A11.160.40.16/200		181	50	42	16	200	17	36
A11.160.40.16/250		231	50	44	16	250	17	36
A11.160.40.16/300		281	50	46	16	300	17	36
A11.160.40.22/150		131	50	46	22	150	19	44
A11.160.40.22/200		181	50	48	22	200	19	44
A11.160.40.22/250		231	50	49	22	250	19	44
A11.160.40.22/300		281	50	49	22	300	19	44
A11.160.40.27/150		131	50	54	27	150	21	54
A11.160.40.27/200		181	50	54	27	200	21	54
A11.160.40.27/250		231	50	54	27	250	21	54
A11.160.40.27/300		281	50	54	27	300	21	54
A11.160.50.16/150	50	131	80	42	16	150	17	36
A11.160.50.16/200		181	80	46	16	200	17	36
A11.160.50.16/250		231	80	50	16	250	17	36
A11.160.50.16/300		281	80	54	16	300	17	36
A11.160.50.16/400		381	80	60	16	400	17	36
A11.160.50.22/200		181	80	50	22	200	19	44
A11.160.50.22/250		231	80	52	22	250	19	44
A11.160.50.22/300		281	80	54	22	300	19	44
A11.160.50.22/400		381	80	58	22	400	19	44
A11.160.50.22/500		481	80	64	22	500	19	44
A11.160.50.27/200		181	80	54	27	200	21	54
A11.160.50.27/250		231	80	56	27	250	21	54
A11.160.50.27/300		281	80	58	27	300	21	54
A11.160.50.27/400		381	80	62	27	400	21	54
A11.160.50.27/500		481	80	68	27	500	21	54
A11.160.50.32/200		181	80	64	32	200	24	64
A11.160.50.32/250		231	80	66	32	250	24	64
A11.160.50.32/300		281	80	68	32	300	24	64
A11.160.50.32/400		381	80	74	32	400	24	64
A11.160.50.32/500		481	80	78	32	500	24	64

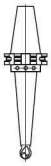

česky
english

NAREX MTE®

ANTIVIBRAČNÍ DRŽÁK PRO DOKONČOVACÍ FRÉZY
pro přední dokončovací frézu se závitovým upínáním
ANTIVIBRATORY END MILL ADAPTORS
for frontal End Mill support screwed shanks

DIN 69871-A

A11.315

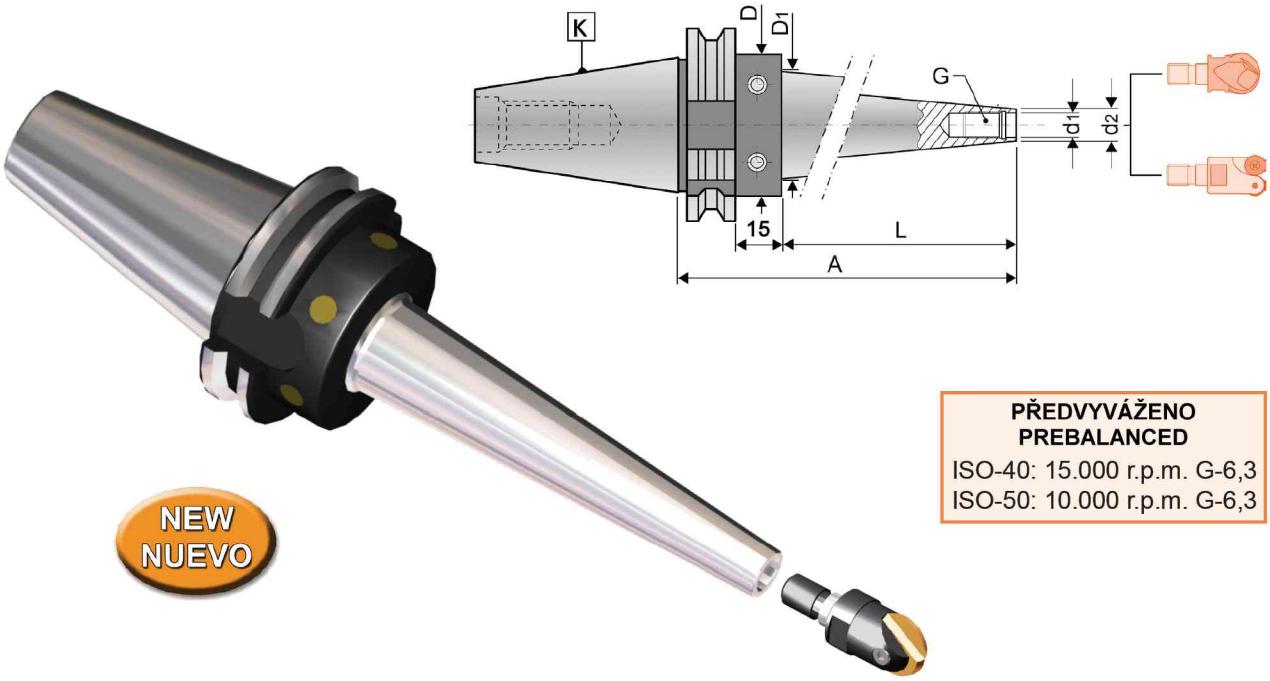

PŘEDVYVÁŽENO
PREBALANCED
ISO-40: 15.000 r.p.m. G-6,3
ISO-50: 10.000 r.p.m. G-6,3

Antivibrační upínače pro dokončovací frézování jsou vyrobeny s materiálu s mechanickými antivibračními vlastnostmi. Standardní i extra dlouhá provedení jsou vhodná pro výrobu forem a speciální výrobu.

Antivibratory Shell Mill Adaptors manufactured with materials and mechanisms having antivibration properties. Standard and extra long lengths, suitable for moulding and special manufactures.

DIN 69871-A	K ISO	L mm	D_1 mm	A mm	D mm	d_1 mm	G mm	d_2 mm
A11.315.40.10/200	40	165	35	200	50	10,5	M10	18
A11.315.40.10/250		215	41	250	50	10,5	M10	18
A11.315.40.10/300		265	46	300	50	10,5	M10	18
A11.315.40.12/200		165	38	200	50	12,5	M12	21
A11.315.40.12/250		215	44	250	50	12,5	M12	21
A11.315.40.12/300		265	49	300	50	12,5	M12	21
A11.315.40.16/200		165	46	200	50	17	M16	29
A11.315.40.16/250		215	48	250	50	17	M16	29
A11.315.40.16/300		265	50	300	50	17	M16	29
A11.315.50.12/250	50	215	44	250	80	12,5	M12	21
A11.315.50.12/300		265	49	300	80	12,5	M12	21
A11.315.50.12/400		365	60	400	80	12,5	M12	21
A11.315.50.16/250		215	52	250	80	17	M16	29
A11.315.50.16/300		265	57	300	80	17	M16	29
A11.315.50.16/400		365	68	400	80	17	M16	29
A11.315.50.16/500		465	78	500	80	17	M16	29

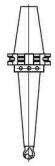

česky
english

ISO 50 držák podle DIN 69871 a JIS 6339-BT lze použít shodně s normou DIN 2080 při použití speciálního čepu a přizpůsobení stroje (vliv usnášecích kamenů).

ISO 50 Axial compensation Toolholders as per DIN 69871 and JIS 6339-BT could become DIN 2080. Tapers by using the special pull stud.

Ref. **A85.752.50.50**

SAMOSVORNÁ PŘESNÁ VRTACÍ HLAVIČKA
pouze pro pravý chod (otáčky)
SELF CLAMPING SHORT PRECISION DRILL CHUCKS
for right turn only

DIN 2080

10.295

UPÍNACÍ MOMENT:
TIGHTENING TORQUE: > 70 Nm

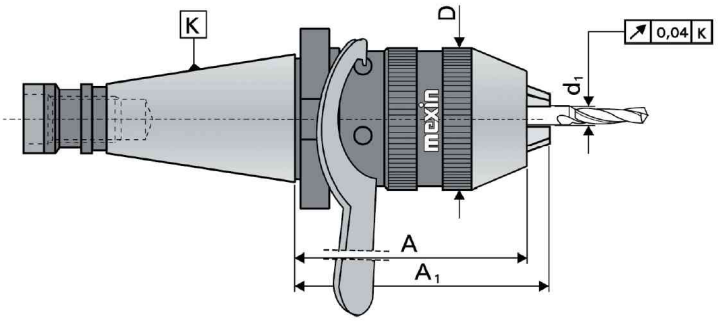

REF. 10.295	K ISO	d_1 mm	D mm	A mm	$A_{1\,max}$ mm		3
10.295.30.08	30	0 - 8	36	66	74,5	89.200.08	89.220.08
10.295.40.08	40	0 - 8	36	60	68	89.200.08	89.220.08
10.295.40.13		0-13	50,5	86,5	97,5	89.200.13	89.220.13
10.295.40.16		3-16	56	94	107	89.200.16	89.220.16
10.295.50.13	50	0-13	50,5	81	92	89.200.13	89.220.13
10.295.50.16		3-16	56	86	99	89.200.16	89.220.16

* DODÁVKA S KLÍČEM * SUPPLIED WITH WRENCH

PŘESNÁ UNIVERZÁLNÍ CNC VRTACÍ HLAVIČKA
pro pravý a levý směr otáček
CNC-UNIVERSAL PRECISION DRILL CHUCKS
for left and right and turn

DIN 2080

10.296

UPÍNACÍ MOMENT:
TIGHTENING TORQUE: > 70 Nm

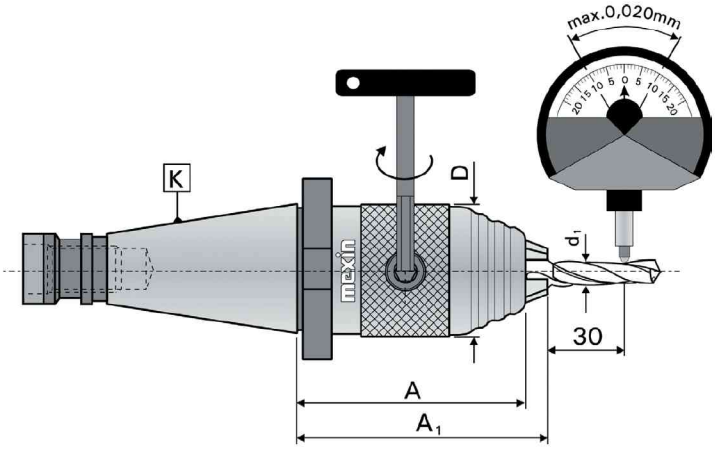

česky
english

REF. 10.296	K ISO	d_1 mm	D mm	A mm	A_1max mm		3
10.296.40.13	40	1-13	50	74	81	89.206.06	89.220.13
10.296.40.16		3-16	56	83	90	89.206.06	89.220.13
10.296.50.13	50	1-13	50	78	85	89.206.06	89.220.13
10.296.50.16		3-16	56	87	94	89.206.06	89.220.13

* DODÁVKA S KLÍČEM * SUPPLIED WITHOUT WRENCH

KLEŠTINOVÉ UPÍNAČE PRO KLEŠTINY DIN 6388
pro nástroje s válcovou stopkou DIN 1835-B
COLLET CHUCKS FOR DIN 6388 COLLETS
for tools with cylindrical shank DIN 1835-B

DIN 2080

10.351/3

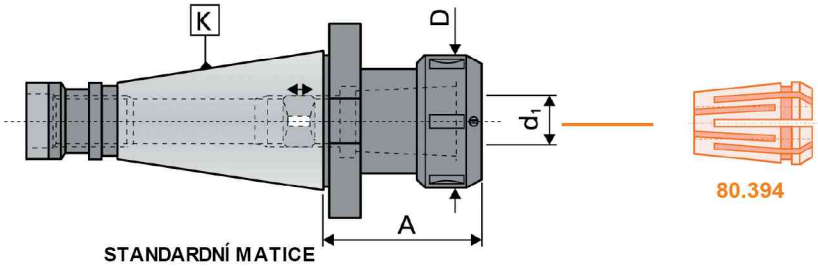

MATICE S LOŽISKEM WITH BALL BEARING NUT REF. 10.351	A mm	80.391	STANDARDNÍ MATICE WITH NORMAL NUT REF. 10.353	A mm	80.393	K ISO	d_1 mm	D mm		
10.351.30.16	43	80.391.16	**10.353.30.16**	43	80.393.16	**30**	2-16	43	89.201.16	89.192.16
10.351.30.25	70	80.391.25	**10.353.30.25**	70	80.393.25		3-25	60	89.201.25	89.192.16
10.351.40.16	50	80.391.16	**10.353.40.16**	50	80.393.16	**40**	2-16	43	89.201.16	89.192.16
10.351.40.25	63	80.391.25	**10.353.40.25**	63	80.393.25		3-25	60	89.201.25	89.192.26
10.351.40.32	90	80.391.32	**10.353.40.32**	90	80.393.32		4-32	72	89.201.32	89.192.26
10.351.50.25	63	80.391.25	**10.353.50.25**	63	80.393.25	**50**	3-25	60	89.201.25	89.192.26
10.351.50.32	70	80.391.32	**10.353.50.32**	70	80.393.32		4-32	72	89.201.32	89.192.34

*** DODÁVKA BEZ KLÍČE** *** SUPPLIED WITHOUT WRENCH**

KLEŠTINOVÉ UPÍNAČE PRO ER KLEŠTINY DIN 6499
pro nástroje s válcovou stopkou
COLLET CHUCKS FOR DIN 6499 (ER) COLLETS
for tools with cylindrical shank

DIN 2080

10.451/3

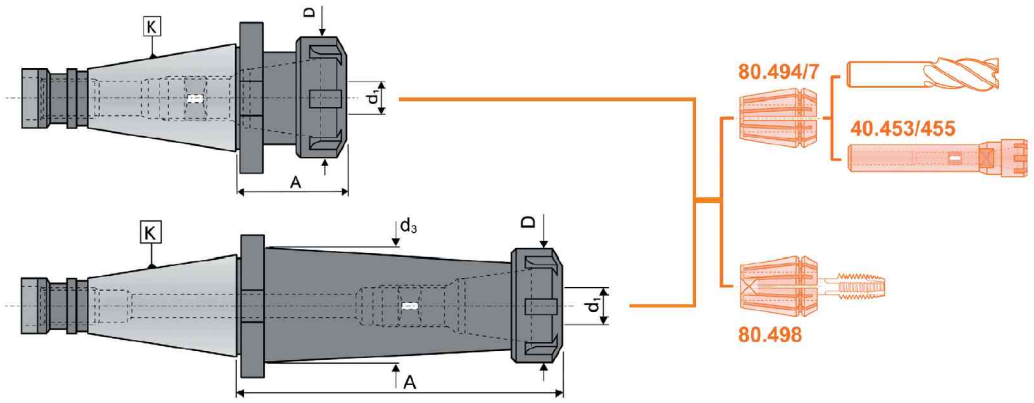

MATICE S LOŽISKEM WITH BALL BEARING NUT REF. 10.451	A mm	80.491	STANDARDNÍ MATICE WITH NORMAL NUT REF. 10.453	A mm	80.493	K ISO		d_1 mm	D mm	d_3 mm		
10.451.30.16	44,7	80.491.16	**10.453.30.16**	42	80.493.16	30	ER 25	1-16	42		89.202.16	89.192.16
10.451.30.20	54	80.491.20	**10.453.30.20**	50	80.493.20		ER 32	2-20	50		89.202.20	89.192.20
10.451.40.16	46,7	80.491.16	**10.453.40.16**	44	80.493.16	40	ER 25	1-16	42		89.202.16	89.192.16
10.451.40.20	52	80.491.20	**10.453.40.20**	48	80.493.20		ER 32	2-20	50		89.202.20	89.192.20
10.451.40.20/070	74	80.491.20	**10.453.40.20/070**	70	80.493.20		ER 32	2-20	50		89.202.20	89.192.20
10.451.40.20/150	154	80.491.20	**10.453.40.20/150**		80.493.20		ER 32	2-20	50	50	89.202.20	89.192.20
10.451.40.26	55,3	80.491.26	**10.453.40.26**	51	80.493.26		ER 40	3-30	63		89.202.26	89.192.26
10.451.50.16	48,7	80.491.16	**10.453.50.16**	46	80.493.16	50	ER 25	1-16	42		89.202.16	89.192.16
10.451.50.16/150	152,7	80.491.16	**10.453.50.16/150**	150	80.493.16		ER 25	1-16	42	42	89.202.16	89.192.16
10.451.50.20	64	80.491.20	**10.453.50.20**	60	80.493.20		ER 32	2-20	50		89.202.20	89.192.20
10.451.50.20/150	154	80.491.20	**10.453.50.20/150**	150	80.493.20		ER 32	2-20	50	50	89.202.20	89.192.20
10.451.50.26	64,3	80.491.26	**10.453.50.26**	60	80.493.26		ER 40	3-30	63		89.202.26	89.192.26
10.451.50.26/150	154,3	80.491.26	**10.453.50.26/150**	150	80.493.26		ER 40	3-30	63	63	89.202.26	89.192.26
10.451.50.34	69,7	80.491.34	**10.453.50.34**	65	80.493.34		ER 50	6-34	78		89.202.34	89.192.34

*** DODÁVKA BEZ KLÍČE** *** SUPPLIED WITHOUT WRENCH**

česky
english

MECHANICKÝ KLEŠTINOVÝ UPÍNAČ S VYSOKÝM UPÍNACÍM MOMENTEM pro ER kleštiny DIN 6499

MECHANICAL COLLET CHUCKS WITH HIGH TIGHTENING TORQUE

for DIN 6499 (ER) collets

DIN 2080

10.457

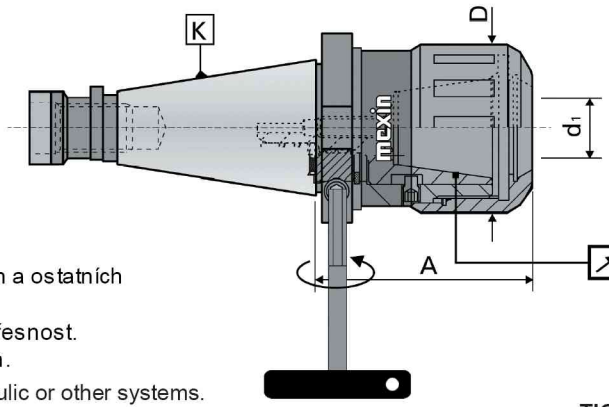

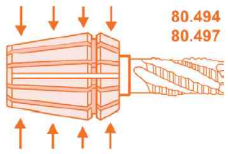

Alternativa hydraulických a ostatních upínačů.
Vysoká upínací síla a přesnost.
Přívod chlazení středem.

The alternative to hydraulic or other systems.
High tightening and precision.
Central coolant supply.

UPÍNACÍ MOMENT:
TIGHTENING TORQUE: > 300 Nm Ø 20

REF. 10.457	K ISO		d_1 mm	A mm	D mm			
10.457.40.20	40	ER 32	2-20	80	54	80.457.20	89.190.19	89.206.04
10.457.50.20	50	ER 32	2-20	85	54	80.457.20	89.190.19	89.206.04
10.457.50.30		ER 40	3-30	97	65	80.457.30	80.190.41	89.206.06

* DODÁVKA S KLÍČEM * SUPPLIED WITH WRENCH

POLOTOVAR

pro upínače, vyvrtávací tyče

BLANK ADAPTORS

DIN 2080

10.470

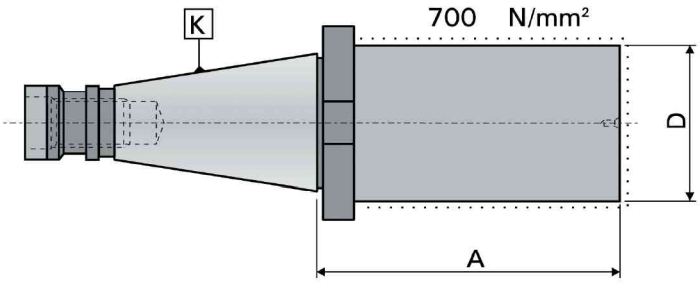

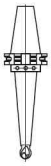

česky
english

REF. 10.470	K ISO	D mm	A mm
10.470.30.40	30	40,5	160
10.470.40.40	40	40,5	100
10.470.40.40/160		40,5	160
10.470.40.50		50,5	100
10.470.40.50/200		50,5	200
10.470.40.63		63,5	160
10.470.40.63/250		63,5	250
10.470.50.40	50	40,5	100
10.470.50.40/160		40,5	160
10.470.50.50		50,5	100
10.470.50.50/200		50,5	200
10.470.50.63		63,5	200
10.470.50.63/315		63,5	315
10.470.50.95		95,5	200
10.470.50.95/315		95,5	315

ZÁVITOŘEZNÁ HLAVA S AXIÁLNÍ KOMPENZACÍ
upínání závitníků pomocí ER kleštin s vnitřním čtyřhranem
TAPPING HEAD WITH AXIAL COMPENSATION
Hold tape with DIN 6499 (ER) collets and with inner coolant.

DIN 2080

10.610

Kompenzace stlačením (C) a vytažením (T).
Stlačení může být blokováno otočením kroužku doprava (A) pro řízení hloubku závitu.
Přívod chlazení středem.

Compensation in compression (C) and tension (T)
Compression can be blocked by turning the rear ring (A) Control of thread depth.
Central coolant supply.

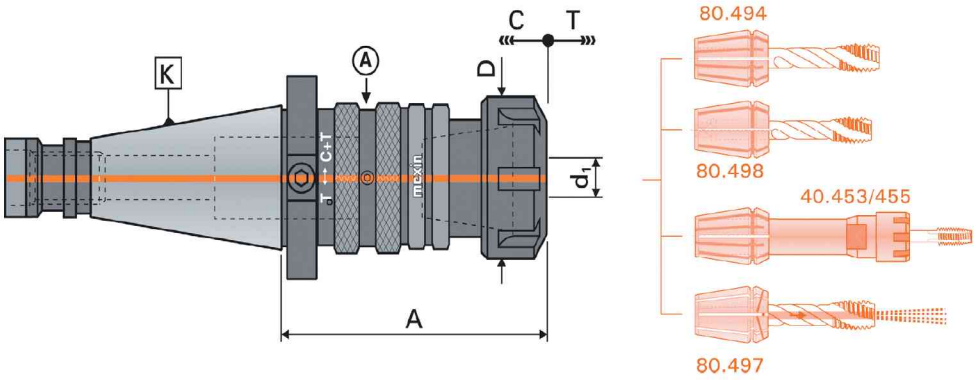

REF. 10.610	K ISO			A mm	D mm	C mm	T mm		
10.610.30.12	30	ER 16	M3-M12	100,5	28	5,5	6	80.493.10	89.202.10
10.610.40.12	40	ER 16	M3-M12	88,5	28	5,5	6	80.493.10	89.202.10
10.610.40.20		ER 25	M4-M20	112	42	10,5	7,5	80.493.16	89.202.16
10.610.40.33		ER 40	M8-M33	128	63	10	10	80.493.26	89.202.26
10.610.50.12	50	ER 16	M3-M12	82,5	28	5,5	6	80.493.10	89.202.10
10.610.50.20		ER 25	M4-M20	106	42	10,5	7,5	80.493.16	89.202.16
10.610.50.33		ER 40	M8-M33	122	63	10	10	80.493.26	89.202.26

* DODÁVKA S KLÍČEM * SUPPLIED WITH WRENCH

ZÁVITOŘEZNÁ POUZDRA S AXIÁLNÍ KOMPENZACÍ
s rychlo výměnným systémem Bilz
QUICK CHANGE TAPPING HEAD WITH AXIAL COMPENSATION
with tap chucks bushings system Bilz

DIN 2080

10.620

KOMPENZACE STLAČENÍM (C) A VYSUNUTÍM (T)
COMPENSATION IN COMPRESSION (C) AND TENSION (T)

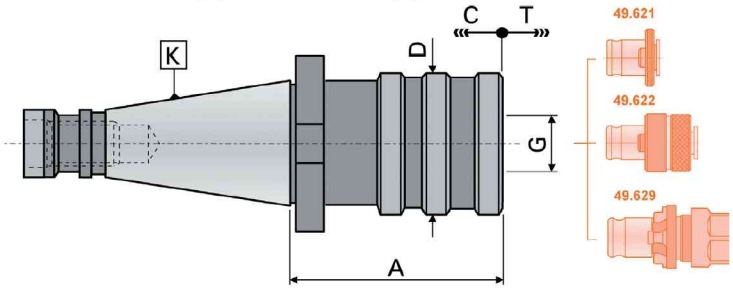

REF. 10.620	K ISO	G No.	G Ø		A mm	D mm	C mm	T mm		
10.620.30.12	30	1	19	M3 - M12	41	38	9	9	49.621.12.xx	49.622.12.xx
10.620.40.12	40	1	19	M3 - M12	41	38	9	9	49.621.12.xx	49.622.12.xx
10.620.40.20		2	31	M8 - M20	63	55	15	15	49.621.20.xx	49.622.20.xx
10.620.40.33		3	48	M14-M33	97	79	24	24	49.621.33.xx	49.622.33.xx
10.620.50.12	50	1	19	M3 - M12	41	38	9	9	49.621.12.xx	49.622.12.xx
10.620.50.20		2	31	M8 - M20	20	55	15	15	49.621.20.xx	49.622.20.xx
10.620.50.33		3	48	M14-M33	97	79	24	24	49.621.33.xx	49.622.33.xx

česky
english

ZÁVITOŘEZNÁ POUZDRA PRO ŘEZÁNÍ NATVRDO
bez axiální kompenzace, rychlá výměna systémem Bilz
QUICK CHANGE TAPPING HEAD FOR RIGID TAPPING
with tap chucks bushing system Bilz

DIN 2080

10.630

PŘÍVOD CHLAZENÍ STŘEDEM

WITH INNER COOLANT

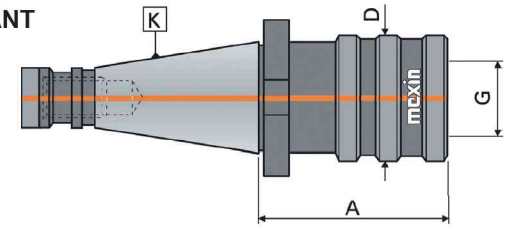

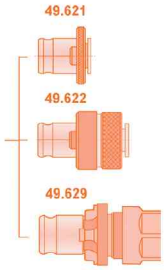

REF. 10.630	K ISO	G No.	G Ø		A mm	D mm		
10.630.30.12	**30**	1	19	M3 - M12	50	33	49.621.12.xx	49.622.12.xx
10.630.40.12	**40**	1	19	M3 - M12	52	33	49.621.12.xx	49.622.12.xx
10.630.40.20		2	31	M8 - M20	74	50	49.621.20.xx	49.622.20.xx
10.630.40.33		3	48	M14- M33	115	72	49.621.33.xx	49.622.33.xx
10.630.50.12	**50**	1	19	M3 - M12	55	33	49.621.12.xx	49.622.12.xx
10.630.50.20		2	31	M8 - M20	78	50	49.621.20.xx	49.622.20.xx
10.630.50.33		3	48	M14- M33	83	72	49.621.33.xx	49.622.33.xx

česky
english

FRÉZOVACÍ TRNY
pro frézy s příčnou unášecí drážkou DIN 138
FRONTAL AUFSTECKFRÄSDORN
für Fräser mit Quernut DIN 138
FRONTAL SHELL MILL ADAPTORS
for cutters with driving slot DIN 138
MANDRINS PORTE-FRAISES FRONTAUX
pour fraises à entraînement par tenon DIN 138

DIN 69893-1

16.160

HSK FORM A

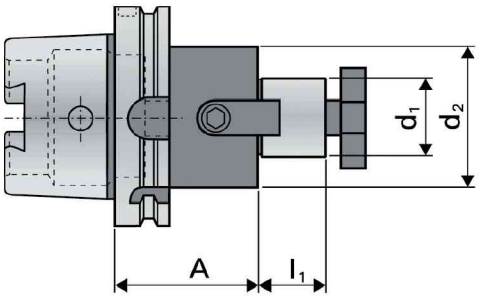

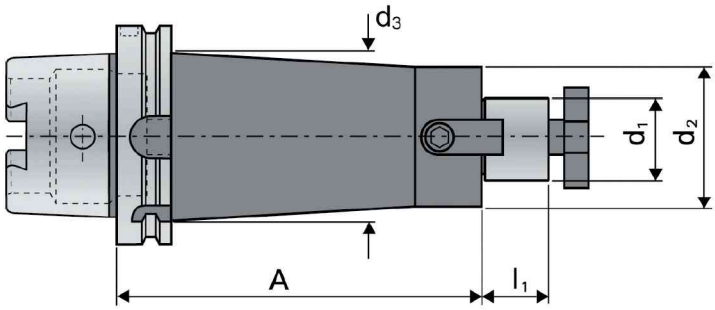

REF. 16.160	Cono HSK	d_1 mm	d_2 mm	A mm	l_1 mm	d_3 mm	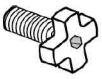	
16.160.050.16	50	16	38	50	17		89.100.16	89.176.16
16.160.050.22		22	48	50	19		89.100.22	89.176.22
16.160.050.27		27	58	60	21		89.100.27	89.176.27
16.160.063.16	63	16	38	50	17		89.100.16	89.176.16
16.160.063.16/100		16	38	100	17	46	89.100.16	89.176.16
16.160.063.16/160		16	38	160	17	46	89.100.16	89.176.16
16.160.063.22		22	48	50	19		89.100.16	89.176.16
16.160.063.22/100		22	48	100	19	53	89.100.16	89.176.16
16.160.063.22/160		22	48	160	19	53	89.100.16	89.176.16
16.160.063.27		27	58	60	21		89.100.22	89.176.22
16.160.063.27/100		27	58	100	21		89.100.22	89.176.22
16.160.063.27/160		27	58	160	21		89.100.22	89.176.22
16.160.063.32		32	64	60	24		89.100.22	89.176.22
16.160.063.32/100		32	64	100	24		89.100.22	89.176.22
16.160.063.32/160		32	64	160	24		89.100.22	89.176.22
16.160.063.40		40	80	60	27		89.100.27	89.176.27
16.160.063.40/100		40	80	100	27		89.100.27	89.176.27
16.160.100.16	100	16	38	50	17		89.100.16	89.176.16
16.160.100.22		22	48	50	19		89.100.32	89.176.32
16.160.100.27		27	55	50	21		89.100.32	89.176.32
16.160.100.32		32	64	50	24		89.100.40	89.176.40
16.160.100.40		40	80	60	27		89.100.16	89.176.16

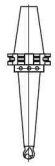

česky
english
deutsch

KOMBINOVANÉ FRÉZOVACÍ TRNY
pro frézy s podélnou nebo příčnou unášecí drážkou DIN 138
KOMBI-AUFSTECKFRÄSDORN
für Fräser mit Länge- oder Quernut DIN 138
COMBINATION SHELL MILL ADAPTORS
for cutters with keyway or driving slot DIN 138
MANDRINS PORTE-FRAISES A DOUBLE USAGE
pour fraises à entraînement par clavette ou tenon DIN 138

DIN 69893-1

DIN 6358 Form B

16.180

HSK FORM A

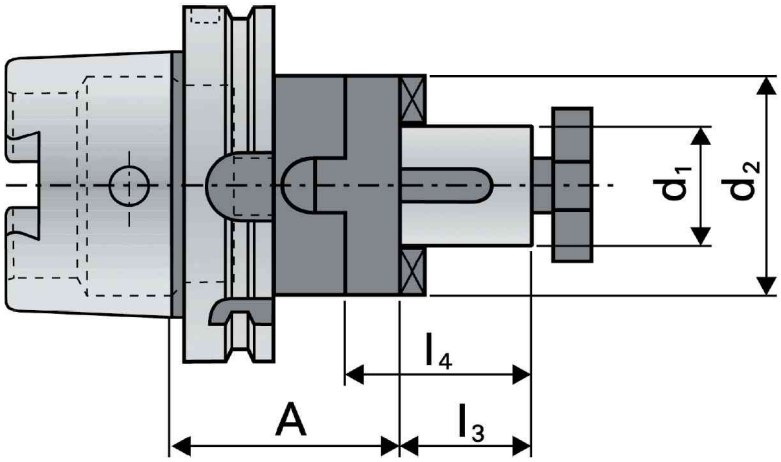

REF. 16.180	Cono HSK	d_1 h6 mm	A mm	l_3 mm	l_4 mm	d_2 mm			
16.180.063.16	63	16	55	17	27	32	89.100.16	89.161.16	89.141.16
16.180.063.16/100		16	100	17	27	32	89.100.16	89.161.16	89.141.16
16.180.063.22		22	55	19	31	40	89.100.22	89.161.22	89.141.22
16.180.063.22/100		22	100	19	31	40	89.100.22	89.161.22	89.141.22
16.180.063.27		27	55	21	33	48	89.100.27	89.161.27	89.141.27
16.180.063.27/100		27	100	21	33	48	89.100.27	89.161.27	89.141.27
16.180.063.32		32	60	24	38	58	89.100.32	89.161.32	89.141.32
16.180.063.32.100		32	100	24	38	58	89.100.32	89.161.32	89.141.32
16.180.063.40		40	60	27	41	70	89.100.40	89.161.40	89.141.40
16.160.063.40/100		40	100	27	41	70	89.100.40	89.161.40	89.141.40
16.180.100.16	100	16	55	17	27	32	89.100.16	89.161.16	89.141.16
16.180.100.16/100		16	100	17	27	32	89.100.16	89.161.16	89.141.16
16.180.100.22		22	55	19	31	40	89.100.22	89.161.22	89.141.22
16.180.100.22/100		22	100	19	31	40	89.100.22	89.161.22	89.141.22
16.180.100.27		27	55	21	33	48	89.100.27	89.161.27	89.141.27
16.180.100.27/100		27	100	21	33	48	89.100.27	89.161.27	89.141.27
16.180.100.32		32	60	24	38	58	89.100.32	89.161.32	89.141.32
16.180.100.32/100		32	100	24	38	58	89.100.32	89.161.32	89.141.32
16.180.100.40		40	60	27	41	70	89.100.40	89.161.40	89.141.40
16.180.100.40/100		40	100	27	41	70	89.100.40	89.161.40	89.141.40

česky
english
deutsch

NAREX MTE®

PŘESNÁ UNIVERZÁLNÍ CNC VRTACÍ HLAVIČKA
pro pravý a levý směr otáček
CNC-UNIVERSAL PRÄZISIONS SPANNFUTTER
Für links und rechtslauf geeignet und inner Kühlung
CNC-UNIVERSAL PRECISION DRILL CHUCKS
For left and right hands turn and internal coolant
MANDRINS DE PERÇAGE DE PRECISION CNC-UNIVERSEL
Pour sens de rotation à gauche et à droite et arrossage par l'intérieur

DIN 69893-1

16.296

HSK FORM A

UPÍNACÍ MOMENT:
ANZUGSMOMENT:
TIGHTENING TORQUE:
COUPLE DE SERRAGE:
> 70 Nm

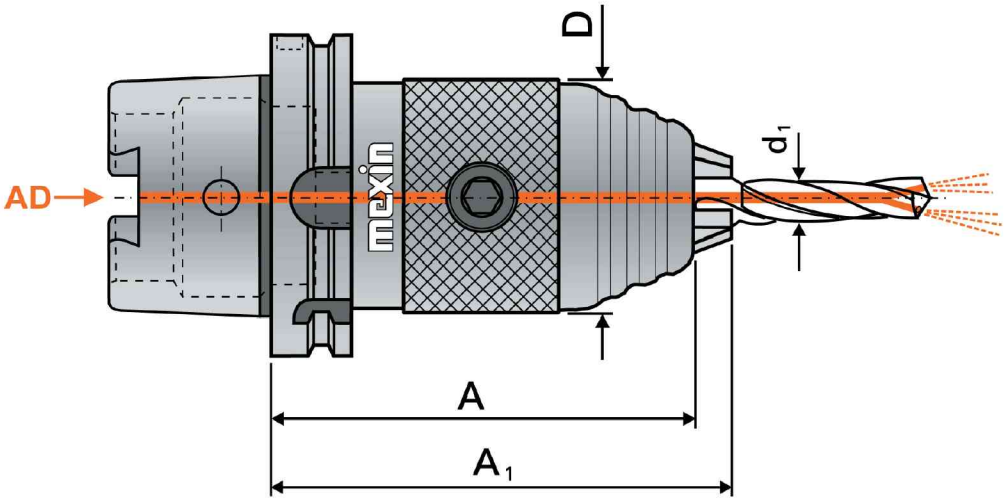

REF. 16.296		d_1 mm	D mm	A mm	A_1max mm		3
16.296.050.13	50	1-13	50	86,4	93,4	89.206.06	89.220.13
16.296.050.16		3-16	56	96,4	103,4	89.206.06	89.220.13
16.296.063.13	63	1-13	50	89,4	96,4	89.206.06	89.220.13
16.296.063.16		3-16	56	96,4	103,4	89.206.06	89.220.13
16.296.100.13	100	1-13	50	100,4	107,4	89.206.06	89.220.13
16.296.100.16		3-16	56	107,4	114,4	89.206.06	89.220.13

česky
english
deutsch

* DODÁVKA S KLÍČEM * GELIEFERT MIT SCHLÜSSEL * SUPPLIED WITH WRENCH * LIVRÉ AVEC CLEF

KLEŠTINOVÉ UPÍNAČE PRO ER KLEŠTINY DIN 6499
pro nástroje s válcovou stopkou dle DIN 1835-B

FRÄSERSPANNFUTTER FÜR DIN 6499 (ER) SPANNZANGEN
für Werkzeuge mit Zylinderschaft

COLLET CHUCKS FOR DIN 6499 (ER) COLLETS
for tools with cylindrical shank

PORTEPINCES POUR PINCES DIN 6499 (ER)
pour outils à queue cylindriquepour outils à queue cylindrique

DIN 69893-1

16.451/3

HSK FORM A

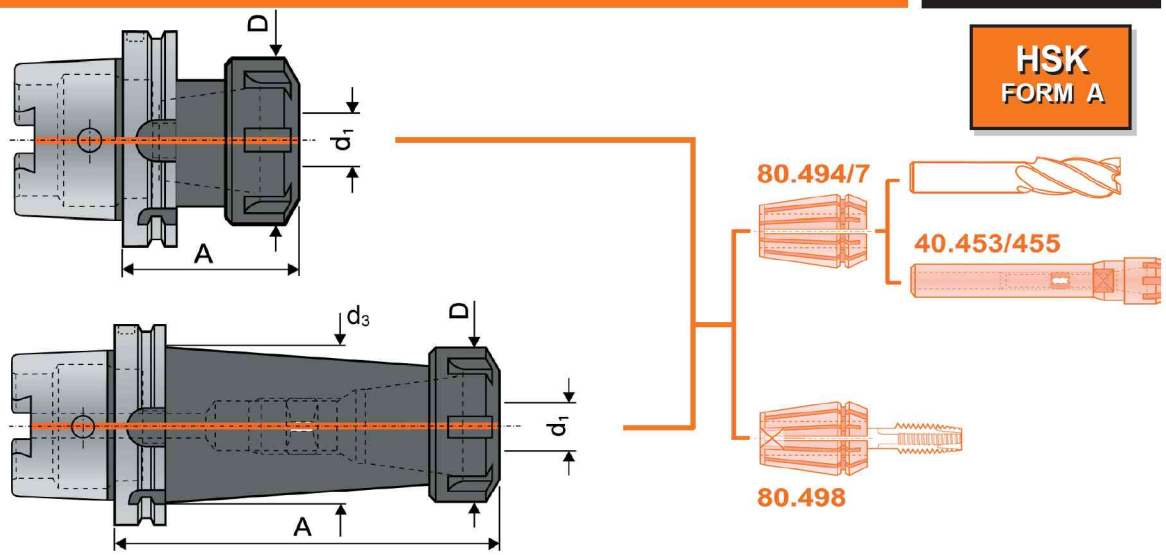

MATICE S LOŽISKEM
MIT KUGEL-SPANNMUTTER
WITH BALL BEARING NUT
AVEC ÉCROU À BILLES

STANDARDNÍ MATICE
MIT NORMALER-SPANNMUTTER
WITH NORMAL NUT
AVEC ÉCROU NORMAL

UPÍNACÍ MOMENT
ANZUGSMOMENT
TIGHTENING TORQUE
COUPLE DE SERRAGE
> 150 Nm - Ø20

REF. 16.451	80.491	REF. 16.453	80.493	Cono HSK	A mm		d_1 mm	D mm	d_3 mm		
16.451.050.10	80.491.10	**16.453.050.10**	80.493.10	**50**	100	ER 16	0,5-10	32		89.202.10	89.192.10
16.451.050.13	80.491.13	**16.453.050.13**	80.493.13		100	ER 20	1-13	35		89.202.13	89.192.13
16.451.050.16	80.491.16	**16.453.050.16**	80.493.16		100	ER 25	1-16	42		89.202.16	89.192.16
16.451.050.16/160	80.491.16	**16.453.050.16/160**	80.493.16		160	ER 25	1-16	42		89.202.16	89.192.16
16.451.050.20	80.491.20	**16.453.050.20**	80.493.20		100	ER 32	2-20	50		89.202.20	89.192.20
16.451.050.20/160	80.491.20	**16.453.050.20/160**	80.493.20		160	ER 32	2-20	50		89.202.20	89.192.20
16.451.050.26	80.491.26	**16.453.050.26**	80.493.26		100	ER 40	3-30	63		89.202.26	89.192.26
16.451.063.10	80.491.10	**16.453.063.10**	80.493.10	**63**	100	ER 16	0,5-10	32		89.202.10	89.192.10
16.451.063.10/160	80.491.10	**16.453.063.10/160**	80.493.10		160	ER 16	0,5-10	32	32	89.202.10	89.192.10
16.451.063.13	80.491.13	**16.453.063.13**	80.493.13		100	ER 20	1-13	35		89.202.13	89.192.13
16.451.063.13/160	80.491.13	**16.453.063.13/160**	80.493.13		160	ER 20	1-13	35	35	89.202.13	89.192.13
16.451.063.16	80.491.16	**16.453.063.16**	80.493.16		100	ER 25	1-16	42		89.202.16	89.192.16
16.451.063.16/160	80.491.16	**16.453.063.16/160**	80.493.16		160	ER 25	1-16	42	42	89.202.16	89.192.16
16.453.063.20	80.491.20	**16.453.063.20**	80.493.20		100	ER 32	2-20	50		89.202.20	89.192.20
16.451.063.20/160	80.491.20	**16.453.063.20/160**	80.493.20		160	ER 32	2-20	50	50	89.202.20	89.192.20
16.451.063.26	80.491.26	**16.453.063.26**	80.493.26		100	ER 40	3-30	63		89.202.26	89.192.26
16.451.063.26/160	80.491.26	**16.453.063.26/160**	80.493.26		160	ER 40	3-30	63		89.202.26	89.192.26
16.451.100.10	80.491.10	**16.453.100.10**	80.493.10	**100**	100	ER 16	0,5-10	32		89.202.10	89.192.10
16.451.100.13	80.491.13	**16.453.100.13**	80.493.13		100	ER 20	1-13	35		89.202.13	89.192.13
16.451.100.16	80.491.16	**16.453.100.16**	80.493.16		100	ER 25	1-16	42		89.202.16	89.192.16
16.451.100.16/160	80.491.16	**16.453.100.16/160**	80.493.16		160	ER 25	1-16	42	42	89.202.16	89.192.16
16.451.100.20	80.491.20	**16.453.100.20**	80.493.20		100	ER 32	2-20	50		89.202.20	89.192.20
16.451.100.20/160	80.491.20	**16.453.100.20/160**	80.493.20		160	ER 32	2-20	50	50	89.202.20	89.192.20
16.451.100.26	80.491.26	**16.453.100.26**	80.493.26		100	ER 40	3-30	63		89.202.26	89.192.26
16.451.100.26/160	80.491.26	**16.453.100.26/100**	80.493.26		160	ER 40	3-30	63	63	89.202.26	89.192.26

česky
english
deutsch

*** DODÁVKA BEZ KLÍČE** *** GELIEFERT OHNE SCHLÜSSEL * SUPPLIED WITHOUT WRENCH * LIVRÉ SANS CLEF**

DLOUHÉ KLEŠTINOVÉ UPÍNAČE PRO ER KLEŠTINY DIN 6499
pro nástroje s válcovou stopkou

LANGE SPANNFUTTER FÜR DIN 6499 (ER) SPANNZANGEN
für Werkzeuge mit Zylinderschaft

LONG COLLET CHUCKS FOR DIN 6499 (ER) COLLETS
for tools with cylindrical shank

PORTEPINCES ALLONGÉS POUR PINCES DIN 6499 (ER)
pour outils à queue cylindrique

DIN 69893-1

16.455

HSK FORM A

S «MINI» KLEŠTINOVOU MATICÍ
MIT «MINI» MUTTER
WITH «MINI» COLLET NUT
AVEC ÉCROU «MINI»

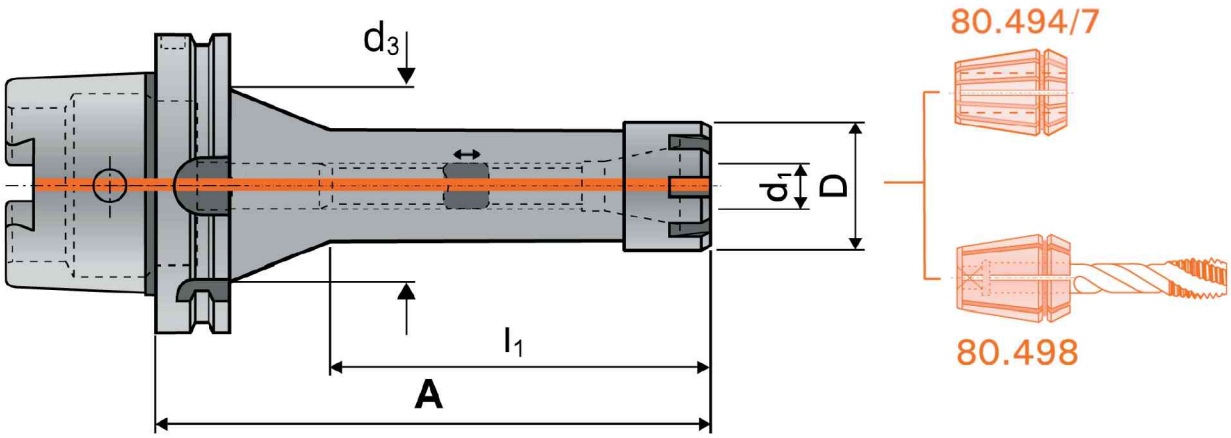

REF. 16.455	Cono HSK		d_1 mm	A mm	D mm	l_1 mm	d_3 mm	MINI		
16.455.050.10	50	ER 16	0,5-10	100	22			80.495.10	89.205.10	89.192.10
16.455.050.10/160		ER 16	0,5-10	160	22	100	30	80.495.10	89.205.10	89.192.10
16.455.063.10	63	ER 16	0,5-10	100	22			80.495.10	89.205.10	89.192.10
16.455.063.10/160		ER 16	0,5-10	160	22	100	30	80.495.10	89.205.10	89.192.10
16.455.063.13		ER 20	1-13	100	28			80.495.13	89.205.13	89.192.13
16.455.063.13/160		ER 20	1-13	160	28	100	30	80.495.13	89.205.13	89.192.13
16.455.063.16		ER 25	1-16	100	35			80.495.16	89.205.16	89.192.16
16.455.063.16/160		ER 25	1-16	160	35	100	30	80.495.16	89.205.16	89.192.16
16.455.100.10	100	ER 16	0,5-10	100	22			80.495.10	89.205.10	89.192.10
16.455.100.10/160		ER 16	0,5-10	160	22	100	30	80.495.10	89.205.10	89.192.10

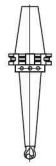

česky
english
deutsch

* DODÁVKA BEZ KLÍČE * GELIEFERT OHNE SCHLÜSSEL * SUPPLIED WITHOUT WRENCH * LIVRÉ SANS CLEF